


F-2-10
Ref# 72166
Rept#

Fishing Log



**1999 SUMMARIES
STATEWIDE**

Montana Fish Wildlife & Parks
 Fisheries Division
 Fishing Log Program
 Regional Report
 08/23/2000

Statewide
 Log Year 1999

	Number of Logs	Different Waters	Number of Days	Number of Hours	--- Game Number	and Sport Per Day	Fish --- Per Hour
	-----	-----	-----	-----	-----	-----	-----
Dec 1998 thru Apr 1999	206	225	1692	6397.1	13788	8.15	2.16
May 1999 thru Nov 1999	318	593	4318	15908.7	32880	7.61	2.07
Yearly Statewide Totals	337	646	6010	22305.8	46668	7.77	2.09

Montana Fish Wildlife & Parks
 Fisheries Division
 Fishing Log Program
 Species Composition Report
 08/23/2000

Statewide

1999 Log Year - Winter
 Dec 1998 thru Apr 1999

Species	Number	Percent	Average Length (in.)

13788 - Game and Sport Fish:			
YELLOW PERCH	5036	36.52	7.8
RAINBOW TROUT	3170	22.99	13.9
BROWN TROUT	1344	9.75	14.7
KOKANEE	970	7.04	9.5
CUTTHROAT TROUT	462	3.35	11.9
MT WHITEFISH	455	3.30	13.2
NORTHERN PIKE	420	3.05	20.3
WHITEFISH	418	3.03	13.1
CRAPPIE	287	2.08	9.8
LAKE TROUT	225	1.63	21.0
WALLEYE	204	1.48	16.3
BROOK TROUT	120	0.87	11.8
ARCTIC GRAYLING	118	0.86	13.0
RAINBOW X CUTTHR	75	0.54	13.9
GOLDEYE	75	0.54	11.6
SMALLMOUTH BASS	75	0.54	12.2
LARGEMOUTH BASS	68	0.49	10.8
BURBOT	49	0.36	21.7
SAUGER	49	0.36	18.0
TROUT	38	0.28	13.4
BULL TROUT	32	0.23	20.4
CHANNEL CATFISH	26	0.19	11.5
LAKE WHITEFISH	22	0.16	17.7
PUMPKINSEED	16	0.12	6.5
CUTTHROAT W SL	11	0.08	12.7
SUNFISH	5	0.04	6.0
PADDLEFISH	5	0.04	51.4
BLUEGILL	5	0.04	9.8
BLACK CRAPPIE	4	0.03	10.0
GOLDEN TROUT	1	0.01	18.0
BULLHEAD	1	0.01	8.0
BLACK BULLHEAD	1	0.01	8.0
YELLOW BULLHEAD	1	0.01	8.0
216 - Coarse Fish:			
WHITE SUCKER	64	29.63	10.4
N SQUAWFISH	60	27.78	13.4
SUCKER	22	10.19	14.6
SHORTHD REDHORSE	22	10.19	12.0
COMMON CARP	21	9.72	17.9
PEAMOUTH	11	5.09	10.1
STONECAT	10	4.63	4.9
UTAH CHUB	5	2.31	6.0
LONGNOSE SUCKER	1	0.46	8.0

Montana Fish Wildlife & Parks
 Fisheries Division
 Fishing Log Program
 Species Composition Report
 08/23/2000

Statewide

1999 Log Year - Summer
 May 1999 thru Nov 1999

Species	Number	Percent	Average Length (in.)

32880 - Game and Sport Fish:			
RAINBOW TROUT	8532	25.95	12.5
CUTTHROAT TROUT	4569	13.90	10.2
BROWN TROUT	4084	12.42	13.6
BROOK TROUT	3366	10.24	8.0
WALLEYE	2578	7.84	14.4
YELLOW PERCH	2383	7.25	7.1
KOKANEE	1080	3.28	11.0
LARGEMOUTH BASS	807	2.45	11.9
WHITEFISH	668	2.03	13.3
SMALLMOUTH BASS	653	1.99	10.4
NORTHERN PIKE	582	1.77	21.2
ARCTIC GRAYLING	517	1.57	11.5
CRAPPIE	475	1.44	9.6
RAINBOW X CUTTHR	383	1.16	10.8
LAKE TROUT	378	1.15	21.5
MT WHITEFISH	295	0.90	13.4
GOLDEYE	226	0.69	12.7
SAUGER	217	0.66	16.2
BLUEGILL	172	0.52	5.2
PUMPKINSEED	115	0.35	7.0
LAKE WHITEFISH	90	0.27	17.6
TROUT	86	0.26	13.7
BURBOT	80	0.24	18.1
BULL TROUT	69	0.21	12.7
CHANNEL CATFISH	66	0.20	13.7
GOLDEN TROUT	65	0.20	6.9
CUTTHROAT W SL	64	0.19	9.3
SUNFISH	43	0.13	4.1
CUTTHROAT YLST	42	0.13	11.6
PADDLEFISH	32	0.10	53.6
SHOVELN STURGEON	27	0.08	24.6
ROCK BASS	25	0.08	10.0
BULLHEAD	22	0.07	7.8
BLACK CRAPPIE	22	0.07	9.4
BASS	14	0.04	13.5
YELLOW BULLHEAD	14	0.04	6.9
NATIVE RAINBOW T	12	0.04	6.4
WHITE CRAPPIE	10	0.03	10.3
BLACK BULLHEAD	8	0.02	6.2
SAUGER/WALLEYE	7	0.02	16.9
CHINOOK SALMON	1	0.00	23.5
N. PIKE X MUSKIE	1	0.00	22.0

623 - Coarse Fish:

SUCKER	168	26.97	15.9
N SQUAWFISH	144	23.11	10.9
COMMON CARP	80	12.84	19.9
FRESHWATER DRUM	79	12.68	13.0
STONECAT	57	9.15	4.6
WHITE SUCKER	47	7.54	13.3
UTAH CHUB	14	2.25	10.2
LONGNOSE SUCKER	11	1.77	14.5
PEAMOUTH	10	1.61	10.9
REDSIDE SHINER	6	0.96	4.2
SMALLMOUTH BUFF	3	0.48	15.0
SHORTHD REDHORSE	2	0.32	14.5
MINNOW	1	0.16	4.0
CISCO	1	0.16	10.0

Montana Fish Wildlife & Parks
 Fisheries Division
 Fishing Log Program
 Species Composition Report
 08/23/2000

Statewide

1999 Log Year - Annual
 Dec 1998 thru Nov 1999


Species	Number	Percent	Average Length (in.)

46668 - Game and Sport Fish:			
RAINBOW TROUT	11702	25.07	12.9
YELLOW PERCH	7419	15.90	7.6
BROWN TROUT	5428	11.63	13.8
CUTTHROAT TROUT	5031	10.78	10.4
BROOK TROUT	3486	7.47	8.2
WALLEYE	2782	5.96	14.5
KOKANEE	2050	4.39	10.3
WHITEFISH	1086	2.33	13.2
NORTHERN PIKE	1002	2.15	20.9
LARGEMOUTH BASS	875	1.87	11.8
CRAPPIE	762	1.63	9.7
MT WHITEFISH	750	1.61	13.3
SMALLMOUTH BASS	728	1.56	10.6
ARCTIC GRAYLING	635	1.36	11.8
LAKE TROUT	603	1.29	21.4
RAINBOW X CUTTHR	458	0.98	11.3
GOLDEYE	301	0.64	12.4
SAUGER	266	0.57	16.5
BLUEGILL	177	0.38	5.3
PUMPKINSEED	131	0.28	6.9
BURBOT	129	0.28	19.5
TROUT	124	0.27	13.6
LAKE WHITEFISH	112	0.24	17.6
BULL TROUT	101	0.22	15.2
CHANNEL CATFISH	92	0.20	13.1
CUTTHROAT W SL	75	0.16	9.8
GOLDEN TROUT	66	0.14	7.1
SUNFISH	48	0.10	4.3
CUTTHROAT YLST	42	0.09	11.6
PADDLEFISH	37	0.08	53.3
SHOVELN STURGEON	27	0.06	24.6
BLACK CRAPPIE	26	0.06	9.5
ROCK BASS	25	0.05	10.0
BULLHEAD	23	0.05	7.8
YELLOW BULLHEAD	15	0.03	7.0
BASS	14	0.03	13.5
NATIVE RAINBOW T	12	0.03	6.4
WHITE CRAPPIE	10	0.02	10.3
BLACK BULLHEAD	9	0.02	6.4
SAUGER/WALLEYE	7	0.01	16.9
CHINOOK SALMON	1	0.00	23.5
N. PIKE X MUSKIE	1	0.00	22.0

839 - Coarse Fish:

N SQUAWFISH	204	24.31	11.7
SUCKER	190	22.65	15.7
WHITE SUCKER	111	13.23	11.6
COMMON CARP	101	12.04	19.5
FRESHWATER DRUM	79	9.42	13.0
STONECAT	67	7.99	4.7
SHORTHD REDHORSE	24	2.86	12.2
PEAMOUTH	21	2.50	10.5
UTAH CHUB	19	2.26	9.1
LONGNOSE SUCKER	12	1.43	13.9
REDSIDE SHINER	6	0.72	4.2
SMALLMOUTH BUFF	3	0.36	15.0
MINNOW	1	0.12	4.0
CISCO	1	0.12	10.0

Fishing Log



**1999 SUMMARIES
REGION 0**

Montana Fish Wildlife & Parks
 Fisheries Division
 Fishing Log Program
 Regional Report
 08/23/2000

Region 0
 Log Year 1999

	Number of Logs -----	Different Waters -----	Number of Days -----	Number of Hours -----	--- Game Number -----	and Sport Per Day -----	Fish --- Per Hour -----
Dec 1998 thru Apr 1999	1	1	1	4.0	4	4.00	1.00
May 1999 thru Nov 1999	3	2	6	10.1	46	7.67	4.55
Yearly Region 0 Totals	4	2	7	14.1	50	7.14	3.55

Montana Fish Wildlife & Parks
Fisheries Division
Fishing Log Program
Species Composition Report
08/23/2000

Region 0

1999 Log Year - Winter
Dec 1998 thru Apr 1999

Species	Number	Percent	Average Length (in.)

4 - Game and Sport Fish:			
CUTTHROAT TROUT	4	100.00	16.0
0 - Coarse Fish:			

Montana Fish Wildlife & Parks
Fisheries Division
Fishing Log Program
Species Composition Report
08/23/2000

Region 0

1999 Log Year - Summer
May 1999 thru Nov 1999

Species	Number	Percent	Average Length (in.)

46 - Game and Sport Fish:			
CUTTHROAT TROUT	16	34.78	11.5
RAINBOW TROUT	12	26.09	9.4
ARCTIC GRAYLING	9	19.57	8.9
BROOK TROUT	8	17.39	4.0
WHITEFISH	1	2.17	15.0

0 - Coarse Fish:

Montana Fish Wildlife & Parks
Fisheries Division
Fishing Log Program
Species Composition Report
08/23/2000


Region 0

1999 Log Year - Annual
Dec 1998 thru Nov 1999

Species	Number	Percent	Average Length (in.)

50 - Game and Sport Fish:			
CUTTHROAT TROUT	20	40.00	12.4
RAINBOW TROUT	12	24.00	9.4
ARCTIC GRAYLING	9	18.00	8.9
BROOK TROUT	8	16.00	4.0
WHITEFISH	1	2.00	15.0
0 - Coarse Fish:			

Fishing Log



**1999 SUMMARIES
REGION 1**

Montana Fish Wildlife & Parks
 Fisheries Division
 Fishing Log Program
 Regional Report
 08/23/2000

Region 1
 Log Year 1999

	Number of Logs	Different Waters	Number of Days	Number of Hours	--- Game Number	and Sport Per Day	Fish --- Per Hour
	-----	-----	-----	-----	-----	-----	-----
Dec 1998 thru Apr 1999	54	69	498	1719.2	4462	8.96	2.60
May 1999 thru Nov 1999	83	148	888	2789.3	6501	7.32	2.33
Yearly Region 1 Totals	91	168	1386	4508.5	10963	7.91	2.43

Montana Fish Wildlife & Parks
 Fisheries Division
 Fishing Log Program
 Species Composition Report
 08/23/2000

Region 1

1999 Log Year - Winter
 Dec 1998 thru Apr 1999

Species	Number	Percent	Average Length (in.)

4462 - Game and Sport Fish:			
YELLOW PERCH	2288	51.28	7.5
KOKANEE	791	17.73	9.5
RAINBOW TROUT	418	9.37	13.1
CUTTHROAT TROUT	231	5.18	10.8
LAKE TROUT	223	5.00	21.1
NORTHERN PIKE	195	4.37	21.0
WHITEFISH	86	1.93	10.6
ARCTIC GRAYLING	54	1.21	11.9
LARGEMOUTH BASS	47	1.05	10.0
BULL TROUT	28	0.63	21.2
SMALLMOUTH BASS	24	0.54	14.0
MT WHITEFISH	24	0.54	12.2
LAKE WHITEFISH	22	0.49	17.7
CUTTHROAT W SL	9	0.20	11.3
BROOK TROUT	6	0.13	10.1
SUNFISH	5	0.11	6.0
RAINBOW X CUTTHR	4	0.09	10.8
PUMPKINSEED	4	0.09	5.0
BROWN TROUT	2	0.04	9.5
YELLOW BULLHEAD	1	0.02	8.0
34 - Coarse Fish:			
N SQUAWFISH	20	58.82	13.5
PEAMOUTH	11	32.35	10.1
SUCKER	3	8.82	16.1

Montana Fish Wildlife & Parks
 Fisheries Division
 Fishing Log Program
 Species Composition Report
 08/23/2000

Region 1

1999 Log Year - Summer
 May 1999 thru Nov 1999

Species	Number	Percent	Average Length (in.)

6501 - Game and Sport Fish:			
CUTTHROAT TROUT	1455	22.38	10.3
RAINBOW TROUT	1060	16.31	11.1
KOKANEE	909	13.98	10.5
YELLOW PERCH	815	12.54	6.5
LARGEMOUTH BASS	461	7.09	12.9
BROOK TROUT	455	7.00	8.0
LAKE TROUT	356	5.48	21.6
NORTHERN PIKE	197	3.03	23.2
SMALLMOUTH BASS	124	1.91	11.3
ARCTIC GRAYLING	90	1.38	11.2
LAKE WHITEFISH	89	1.37	17.7
PUMPKINSEED	88	1.35	7.2
WHITEFISH	86	1.32	11.9
MT WHITEFISH	73	1.12	11.7
BROWN TROUT	58	0.89	14.1
CUTTHROAT W SL	54	0.83	9.1
RAINBOW X CUTTHR	37	0.57	9.8
BULL TROUT	30	0.46	14.7
GOLDEN TROUT	14	0.22	6.0
GOLDEYE	14	0.22	12.0
BASS	12	0.18	14.4
NATIVE RAINBOW T	12	0.18	6.4
SUNFISH	7	0.11	4.3
YELLOW BULLHEAD	5	0.08	6.6
77 - Coarse Fish:			
N SQUAWFISH	39	50.65	12.4
SUCKER	22	28.57	15.8
PEAMOUTH	10	12.99	10.9
REDSIDE SHINER	6	7.79	4.2

Montana Fish Wildlife & Parks
 Fisheries Division
 Fishing Log Program
 Species Composition Report
 08/23/2000

Region 1

1999 Log Year - Annual
 Dec 1998 thru Nov 1999

Species	Number	Percent	Average Length (in.)

10963 - Game and Sport Fish:			
YELLOW PERCH	3103	28.30	7.3
KOKANEE	1700	15.51	10.1
CUTTHROAT TROUT	1686	15.38	10.4
RAINBOW TROUT	1478	13.48	11.7
LAKE TROUT	579	5.28	21.4
LARGEMOUTH BASS	508	4.63	12.6
BROOK TROUT	461	4.21	8.0
NORTHERN PIKE	392	3.58	22.1
WHITEFISH	172	1.57	11.2
SMALLMOUTH BASS	148	1.35	11.8
ARCTIC GRAYLING	144	1.31	11.5
LAKE WHITEFISH	111	1.01	17.7
MT WHITEFISH	97	0.88	11.8
PUMPKINSEED	92	0.84	7.1
CUTTHROAT W SL	63	0.57	9.4
BROWN TROUT	60	0.55	13.9
BULL TROUT	58	0.53	17.8
RAINBOW X CUTTHR	41	0.37	9.9
GOLDEN TROUT	14	0.13	6.0
GOLDEYE	14	0.13	12.0
BASS	12	0.11	14.4
SUNFISH	12	0.11	5.0
NATIVE RAINBOW T	12	0.11	6.4
YELLOW BULLHEAD	6	0.05	6.8
111 - Coarse Fish:			
N SQUAWFISH	59	53.15	12.7
SUCKER	25	22.52	15.9
PEAMOUTH	21	18.92	10.5
REDSIDE SHINER	6	5.41	4.2

Fishing Log



**1999 SUMMARIES
REGION 2**

Montana Fish Wildlife & Parks
 Fisheries Division
 Fishing Log Program
 Regional Report
 08/23/2000

Region 2
 Log Year 1999

	Number of Logs	Different Waters	Number of Days	Number of Hours	--- Game Number	and Sport Per Day	Fish --- Per Hour
	-----	-----	-----	-----	-----	-----	-----
Dec 1998 thru Apr 1999	42	25	233	772.6	1428	6.13	1.85
May 1999 thru Nov 1999	95	113	668	2102.5	5483	8.21	2.61
Yearly Region 2 Totals	102	116	901	2875.1	6911	7.67	2.40

Montana Fish Wildlife & Parks
 Fisheries Division
 Fishing Log Program
 Species Composition Report
 08/23/2000

Region 2

1999 Log Year - Winter
 Dec 1998 thru Apr 1999

Species	Number	Percent	Average Length (in.)

1428 - Game and Sport Fish:			
MT WHITEFISH	315	22.06	13.3
RAINBOW TROUT	308	21.57	14.9
BROWN TROUT	254	17.79	14.5
CUTTHROAT TROUT	145	10.15	13.2
KOKANEE	140	9.80	8.8
WHITEFISH	130	9.10	13.4
YELLOW PERCH	46	3.22	6.2
RAINBOW X CUTTHR	29	2.03	13.9
NORTHERN PIKE	25	1.75	13.5
BROOK TROUT	15	1.05	10.9
PUMPKINSEED	12	0.84	7.0
BULL TROUT	4	0.28	15.0
CUTTHROAT W SL	2	0.14	19.0
TROUT	2	0.14	10.0
LARGEMOUTH BASS	1	0.07	8.0
45 - Coarse Fish:			
N SQUAWFISH	38	84.44	13.1
COMMON CARP	4	8.89	16.2
SUCKER	2	4.44	11.0
UTAH CHUB	1	2.22	6.0

Montana Fish Wildlife & Parks
 Fisheries Division
 Fishing Log Program
 Species Composition Report
 08/23/2000

Region 2

1999 Log Year - Summer
 May 1999 thru Nov 1999

Species	Number	Percent	Average Length (in.)

5483 - Game and Sport Fish:			
CUTTHROAT TROUT	1932	35.24	9.6
RAINBOW TROUT	1491	27.19	12.9
BROWN TROUT	783	14.28	13.2
BROOK TROUT	324	5.91	7.7
RAINBOW X CUTTHR	242	4.41	10.5
LARGEMOUTH BASS	192	3.50	10.3
NORTHERN PIKE	91	1.66	17.2
YELLOW PERCH	80	1.46	6.5
WHITEFISH	72	1.31	12.6
MT WHITEFISH	57	1.04	13.1
GOLDEN TROUT	45	0.82	7.0
BULL TROUT	37	0.67	11.3
SUNFISH	36	0.66	4.1
KOKANEE	30	0.55	10.3
PUMPKINSEED	16	0.29	6.8
CRAPPIE	12	0.22	9.1
ARCTIC GRAYLING	10	0.18	12.0
BLUEGILL	10	0.18	7.5
CUTTHROAT W SL	7	0.13	10.4
SMALLMOUTH BASS	7	0.13	9.3
LAKE TROUT	6	0.11	13.2
SAUGER/WALLEYE	1	0.02	22.0
BULLHEAD	1	0.02	9.0
GOLDEYE	1	0.02	12.0
107 - Coarse Fish:			
N SQUAWFISH	92	85.98	10.5
SUCKER	12	11.21	19.4
SMALLMOUTH BUFF	3	2.80	15.0

Montana Fish Wildlife & Parks
 Fisheries Division
 Fishing Log Program
 Species Composition Report
 08/23/2000


Region 2

1999 Log Year - Annual
 Dec 1998 thru Nov 1999

Species	Number	Percent	Average Length (in.)

6911 - Game and Sport Fish:			
CUTTHROAT TROUT	2077	30.05	9.8
RAINBOW TROUT	1799	26.03	13.3
BROWN TROUT	1037	15.01	13.5
MT WHITEFISH	372	5.38	13.3
BROOK TROUT	339	4.91	7.8
RAINBOW X CUTTHR	271	3.92	10.9
WHITEFISH	202	2.92	13.1
LARGEMOUTH BASS	193	2.79	10.3
KOKANEE	170	2.46	9.0
YELLOW PERCH	126	1.82	6.4
NORTHERN PIKE	116	1.68	16.4
GOLDEN TROUT	45	0.65	7.0
BULL TROUT	41	0.59	11.6
SUNFISH	36	0.52	4.1
PUMPKINSEED	28	0.41	6.9
CRAPPIE	12	0.17	9.1
ARCTIC GRAYLING	10	0.14	12.0
BLUEGILL	10	0.14	7.5
CUTTHROAT W SL	9	0.13	12.3
SMALLMOUTH BASS	7	0.10	9.3
LAKE TROUT	6	0.09	13.2
TROUT	2	0.03	10.0
SAUGER/WALLEYE	1	0.01	22.0
BULLHEAD	1	0.01	9.0
GOLDEYE	1	0.01	12.0
152 - Coarse Fish:			
N SQUAWFISH	130	85.53	11.3
SUCKER	14	9.21	18.2
COMMON CARP	4	2.63	16.2
SMALLMOUTH BUFF	3	1.97	15.0
UTAH CHUB	1	0.66	6.0

Fishing Log



**1999 SUMMARIES
REGION 3**

Montana Fish Wildlife & Parks
 Fisheries Division
 Fishing Log Program
 Regional Report
 08/23/2000

Region 3
 Log Year 1999

	Number of Logs	Different Waters	Number of Days	Number of Hours	--- Game Number	and Sport Per Day	Fish --- Per Hour
	-----	-----	-----	-----	-----	-----	-----
Dec 1998 thru Apr 1999	64	37	399	1569.7	3862	9.68	2.46
May 1999 thru Nov 1999	131	131	1144	4240.5	8812	7.70	2.08
Yearly Region 3 Totals	143	135	1543	5810.2	12674	8.21	2.18

Montana Fish Wildlife & Parks
 Fisheries Division
 Fishing Log Program
 Species Composition Report
 08/23/2000

Region 3

1999 Log Year - Winter
 Dec 1998 thru Apr 1999

Species	Number	Percent	Average Length (in.)

3862 - Game and Sport Fish:			
YELLOW PERCH	1645	42.59	8.2
RAINBOW TROUT	1180	30.55	13.9
BROWN TROUT	670	17.35	14.7
WHITEFISH	128	3.31	13.8
BROOK TROUT	69	1.79	11.5
CUTTHROAT TROUT	63	1.63	12.4
MT WHITEFISH	35	0.91	10.9
RAINBOW X CUTTHR	34	0.88	13.9
TROUT	12	0.31	14.8
BURBOT	11	0.28	20.4
WALLEYE	6	0.16	16.7
NORTHERN PIKE	5	0.13	22.6
ARCTIC GRAYLING	2	0.05	13.5
GOLDEN TROUT	1	0.03	18.0
KOKANEE	1	0.03	14.0
75 - Coarse Fish:			
WHITE SUCKER	62	82.67	10.2
SUCKER	7	9.33	12.3
UTAH CHUB	4	5.33	6.0
COMMON CARP	2	2.67	19.8

Montana Fish Wildlife & Parks
 Fisheries Division
 Fishing Log Program
 Species Composition Report
 08/23/2000

Region 3

1999 Log Year - Summer
 May 1999 thru Nov 1999

Species	Number	Percent	Average Length (in.)

8812 - Game and Sport Fish:			
RAINBOW TROUT	2630	29.85	13.1
BROWN TROUT	2364	26.83	13.9
BROOK TROUT	1501	17.03	8.4
CUTTHROAT TROUT	560	6.35	11.4
YELLOW PERCH	524	5.95	6.5
WHITEFISH	418	4.74	13.5
ARCTIC GRAYLING	275	3.12	10.4
WALLEYE	251	2.85	15.8
MT WHITEFISH	73	0.83	13.7
RAINBOW X CUTTHR	57	0.65	10.8
CUTTHROAT YLST	38	0.43	11.7
BURBOT	30	0.34	8.0
TROUT	29	0.33	13.8
BLUEGILL	18	0.20	4.0
KOKANEE	12	0.14	17.5
LARGEMOUTH BASS	11	0.12	6.7
NORTHERN PIKE	9	0.10	20.6
GOLDEN TROUT	5	0.06	8.5
CUTTHROAT W SL	3	0.03	10.0
BULL TROUT	2	0.02	10.0
LAKE TROUT	2	0.02	13.0
118 - Coarse Fish:			
SUCKER	68	57.63	15.4
COMMON CARP	18	15.25	20.5
WHITE SUCKER	17	14.41	12.3
UTAH CHUB	13	11.02	10.5
N SQUAWFISH	2	1.69	7.0

Montana Fish Wildlife & Parks
 Fisheries Division
 Fishing Log Program
 Species Composition Report
 08/23/2000

Region 3

1999 Log Year - Annual
 Dec 1998 thru Nov 1999

Species	Number	Percent	Average Length (in.)

12674 - Game and Sport Fish:			
RAINBOW TROUT	3810	30.06	13.3
BROWN TROUT	3034	23.94	14.1
YELLOW PERCH	2169	17.11	7.8
BROOK TROUT	1570	12.39	8.5
CUTTHROAT TROUT	623	4.92	11.5
WHITEFISH	546	4.31	13.6
ARCTIC GRAYLING	277	2.19	10.4
WALLEYE	257	2.03	15.8
MT WHITEFISH	108	0.85	12.8
RAINBOW X CUTTHR	91	0.72	11.9
BURBOT	41	0.32	11.3
TROUT	41	0.32	14.1
CUTTHROAT YLST	38	0.30	11.7
BLUEGILL	18	0.14	4.0
NORTHERN PIKE	14	0.11	21.3
KOKANEE	13	0.10	17.2
LARGEMOUTH BASS	11	0.09	6.7
GOLDEN TROUT	6	0.05	10.1
CUTTHROAT W SL	3	0.02	10.0
BULL TROUT	2	0.02	10.0
LAKE TROUT	2	0.02	13.0
193 - Coarse Fish:			
WHITE SUCKER	79	40.93	10.7
SUCKER	75	38.86	15.1
COMMON CARP	20	10.36	20.4
UTAH CHUB	17	8.81	9.4
N SQUAWFISH	2	1.04	7.0

Fishing Log



**1999 SUMMARIES
REGION 4**

Montana Fish Wildlife & Parks
 Fisheries Division
 Fishing Log Program
 Regional Report
 08/23/2000

Region 4
 Log Year 1999

	Number of Logs	Different Waters	Number of Days	Number of Hours	--- Game Number	and Sport Per Day	Fish --- Per Hour
	-----	-----	-----	-----	-----	-----	-----
Dec 1998 thru Apr 1999	59	41	294	1187.1	1419	4.83	1.20
May 1999 thru Nov 1999	92	85	830	3175.1	4975	5.99	1.57
Yearly Region 4 Totals	105	91	1124	4362.2	6394	5.69	1.47

Montana Fish Wildlife & Parks
 Fisheries Division
 Fishing Log Program
 Species Composition Report
 08/23/2000

Region 4

1999 Log Year - Winter
 Dec 1998 thru Apr 1999

Species	Number	Percent	Average Length (in.)

1419 - Game and Sport Fish:			
RAINBOW TROUT	737	51.94	14.2
YELLOW PERCH	181	12.76	7.2
WALLEYE	115	8.10	17.7
BROWN TROUT	79	5.57	15.9
ARCTIC GRAYLING	62	4.37	13.9
NORTHERN PIKE	56	3.95	21.7
KOKANEE	38	2.68	12.1
BURBOT	32	2.26	22.2
GOLDEYE	31	2.18	12.1
TROUT	24	1.69	13.1
WHITEFISH	18	1.27	14.1
CUTTHROAT TROUT	16	1.13	12.6
MT WHITEFISH	14	0.99	16.0
RAINBOW X CUTTHR	7	0.49	15.3
SMALLMOUTH BASS	7	0.49	8.0
BROOK TROUT	1	0.07	7.0
SAUGER	1	0.07	10.0
23 - Coarse Fish:			
SUCKER	10	43.48	16.4
STONECAT	8	34.78	5.1
COMMON CARP	2	8.70	21.0
N SQUAWFISH	2	8.70	19.0
WHITE SUCKER	1	4.35	16.0

Montana Fish Wildlife & Parks
 Fisheries Division
 Fishing Log Program
 Species Composition Report
 08/23/2000

Region 4

1999 Log Year - Summer
 May 1999 thru Nov 1999

Species	Number	Percent	Average Length (in.)

4975 - Game and Sport Fish:			
RAINBOW TROUT	2124	42.69	13.0
WALLEYE	705	14.17	14.5
BROOK TROUT	605	12.16	8.0
BROWN TROUT	375	7.54	12.8
YELLOW PERCH	281	5.65	8.7
CUTTHROAT TROUT	193	3.88	12.1
ARCTIC GRAYLING	133	2.67	14.2
NORTHERN PIKE	111	2.23	19.6
GOLDEYE	110	2.21	13.0
WHITEFISH	59	1.19	14.6
TROUT	49	0.98	13.8
BURBOT	46	0.92	24.9
KOKANEE	40	0.80	13.9
RAINBOW X CUTTHR	40	0.80	13.3
LARGEMOUTH BASS	25	0.50	12.8
BLUEGILL	19	0.38	9.0
MT WHITEFISH	15	0.30	11.7
CHANNEL CATFISH	12	0.24	14.8
SHOVELN STURGEON	7	0.14	24.1
PUMPKINSEED	6	0.12	6.0
SAUGER	6	0.12	17.0
WHITE CRAPPIE	5	0.10	11.0
LAKE TROUT	4	0.08	25.2
SAUGER/WALLEYE	3	0.06	16.0
GOLDEN TROUT	1	0.02	10.0
BULLHEAD	1	0.02	12.0
158 - Coarse Fish:			
SUCKER	55	34.81	15.6
FRESHWATER DRUM	51	32.28	11.3
STONECAT	21	13.29	4.6
COMMON CARP	20	12.66	23.7
N SQUAWFISH	5	3.16	6.2
WHITE SUCKER	4	2.53	14.8
SHORTHD REDHORSE	1	0.63	15.0
CISCO	1	0.63	10.0

Montana Fish Wildlife & Parks
 Fisheries Division
 Fishing Log Program
 Species Composition Report
 08/23/2000


Region 4

1999 Log Year - Annual
 Dec 1998 thru Nov 1999

Species	Number	Percent	Average Length (in.)

6394 - Game and Sport Fish:			
RAINBOW TROUT	2861	44.75	13.3
WALLEYE	820	12.82	14.9
BROOK TROUT	606	9.48	8.0
YELLOW PERCH	462	7.23	8.1
BROWN TROUT	454	7.10	13.3
CUTTHROAT TROUT	209	3.27	12.1
ARCTIC GRAYLING	195	3.05	14.1
NORTHERN PIKE	167	2.61	20.3
GOLDEYE	141	2.21	12.8
KOKANEE	78	1.22	13.0
BURBOT	78	1.22	23.8
WHITEFISH	77	1.20	14.5
TROUT	73	1.14	13.5
RAINBOW X CUTTHR	47	0.74	13.6
MT WHITEFISH	29	0.45	13.8
LARGEMOUTH BASS	25	0.39	12.8
BLUEGILL	19	0.30	9.0
CHANNEL CATFISH	12	0.19	14.8
SMALLMOUTH BASS	7	0.11	8.0
SAUGER	7	0.11	16.0
SHOVELN STURGEON	7	0.11	24.1
PUMPKINSEED	6	0.09	6.0
WHITE CRAPPIE	5	0.08	11.0
LAKE TROUT	4	0.06	25.2
SAUGER/WALLEYE	3	0.05	16.0
GOLDEN TROUT	1	0.02	10.0
BULLHEAD	1	0.02	12.0
181 - Coarse Fish:			
SUCKER	65	35.91	15.7
FRESHWATER DRUM	51	28.18	11.3
STONECAT	29	16.02	4.8
COMMON CARP	22	12.15	23.5
N SQUAWFISH	7	3.87	9.9
WHITE SUCKER	5	2.76	15.0
SHORTHD REDHORSE	1	0.55	15.0
CISCO	1	0.55	10.0

Fishing Log



**1999 SUMMARIES
REGION 5**

Montana Fish Wildlife & Parks
 Fisheries Division
 Fishing Log Program
 Regional Report
 08/23/2000

Region 5
 Log Year 1999

	Number of Logs	Different Waters	Number of Days	Number of Hours	--- Game Number	and Sport Per Day	Fish --- Per Hour
	-----	-----	-----	-----	-----	-----	-----
Dec 1998 thru Apr 1999	35	19	101	501.0	854	8.46	1.70
May 1999 thru Nov 1999	73	72	371	1457.4	3265	8.80	2.24
Yearly Region 5 Totals	85	77	472	1958.4	4119	8.73	2.10

Montana Fish Wildlife & Parks
Fisheries Division
Fishing Log Program
Species Composition Report
08/23/2000

Region 5

1999 Log Year - Winter
Dec 1998 thru Apr 1999

Species	Number	Percent	Average Length (in.)

854 - Game and Sport Fish:			
RAINBOW TROUT	373	43.68	14.4
BROWN TROUT	337	39.46	14.7
MT WHITEFISH	67	7.85	14.0
BROOK TROUT	28	3.28	13.6
WHITEFISH	22	2.58	15.8
WALLEYE	10	1.17	16.8
CHANNEL CATFISH	8	0.94	16.9
GOLDEYE	4	0.47	14.0
SMALLMOUTH BASS	2	0.23	13.0
CUTTHROAT TROUT	1	0.12	15.0
RAINBOW X CUTTHR	1	0.12	15.0
NORTHERN PIKE	1	0.12	24.0

0 - Coarse Fish:

Montana Fish Wildlife & Parks
 Fisheries Division
 Fishing Log Program
 Species Composition Report
 08/23/2000

Region 5

1999 Log Year - Summer
 May 1999 thru Nov 1999

Species	Number	Percent	Average Length (in.)

3265 - Game and Sport Fish:			
RAINBOW TROUT	1015	31.09	11.2
BROWN TROUT	491	15.04	13.3
WALLEYE	435	13.32	15.0
BROOK TROUT	427	13.08	7.4
CUTTHROAT TROUT	405	12.40	10.6
SMALLMOUTH BASS	107	3.28	9.7
BLUEGILL	100	3.06	4.0
MT WHITEFISH	77	2.36	15.4
LARGEMOUTH BASS	53	1.62	10.0
YELLOW PERCH	40	1.23	8.5
SAUGER	36	1.10	17.9
WHITEFISH	31	0.95	14.3
GOLDEYE	13	0.40	12.7
RAINBOW X CUTTHR	7	0.21	13.4
BULLHEAD	7	0.21	9.3
TROUT	7	0.21	12.0
CUTTHROAT YLST	4	0.12	11.0
WHITE CRAPPIE	4	0.12	9.5
BASS	2	0.06	8.0
SAUGER/WALLEYE	2	0.06	13.0
CRAPPIE	1	0.03	13.0
BURBOT	1	0.03	15.0
22 - Coarse Fish:			
WHITE SUCKER	8	36.36	13.2
SUCKER	4	18.18	13.5
COMMON CARP	4	18.18	21.0
STONECAT	4	18.18	4.0
N SQUAWFISH	1	4.55	20.0
SHORTHD REDHORSE	1	4.55	14.0

Montana Fish Wildlife & Parks
 Fisheries Division
 Fishing Log Program
 Species Composition Report
 08/23/2000


Region 5

1999 Log Year - Annual
 Dec 1998 thru Nov 1999

Species	Number	Percent	Average Length (in.)

4119 - Game and Sport Fish:			
RAINBOW TROUT	1388	33.70	12.1
BROWN TROUT	828	20.10	13.9
BROOK TROUT	455	11.05	7.8
WALLEYE	445	10.80	15.0
CUTTHROAT TROUT	406	9.86	10.6
MT WHITEFISH	144	3.50	14.7
SMALLMOUTH BASS	109	2.65	9.8
BLUEGILL	100	2.43	4.0
WHITEFISH	53	1.29	14.9
LARGEMOUTH BASS	53	1.29	10.0
YELLOW PERCH	40	0.97	8.5
SAUGER	36	0.87	17.9
GOLDEYE	17	0.41	13.0
RAINBOW X CUTTHR	8	0.19	13.6
CHANNEL CATFISH	8	0.19	16.9
BULLHEAD	7	0.17	9.3
TROUT	7	0.17	12.0
CUTTHROAT YLST	4	0.10	11.0
WHITE CRAPPIE	4	0.10	9.5
BASS	2	0.05	8.0
SAUGER/WALLEYE	2	0.05	13.0
CRAPPIE	1	0.02	13.0
NORTHERN PIKE	1	0.02	24.0
BURBOT	1	0.02	15.0
22 - Coarse Fish:			
WHITE SUCKER	8	36.36	13.2
SUCKER	4	18.18	13.5
COMMON CARP	4	18.18	21.0
STONECAT	4	18.18	4.0
N SQUAWFISH	1	4.55	20.0
SHORTHD REDHORSE	1	4.55	14.0

Fishing Log



**1999 SUMMARIES
REGION 6**

Montana Fish Wildlife & Parks
 Fisheries Division
 Fishing Log Program
 Regional Report
 08/23/2000

Region 6
 Log Year 1999

	Number of Logs -----	Different Waters -----	Number of Days -----	Number of Hours -----	--- Game Number -----	and Sport Per Day -----	Fish --- Per Hour -----
Dec 1998 thru Apr 1999	20	17	102	355.0	1036	10.16	2.92
May 1999 thru Nov 1999	55	25	309	1632.3	2580	8.35	1.58
Yearly Region 6 Totals	60	33	411	1987.3	3616	8.80	1.82

Montana Fish Wildlife & Parks
 Fisheries Division
 Fishing Log Program
 Species Composition Report
 08/23/2000

Region 6

1999 Log Year - Winter
 Dec 1998 thru Apr 1999

Species	Number	Percent	Average Length (in.)

1036 - Game and Sport Fish:			
YELLOW PERCH	698	67.37	8.3
RAINBOW TROUT	94	9.07	12.3
WALLEYE	64	6.18	13.2
NORTHERN PIKE	59	5.69	25.6
WHITEFISH	34	3.28	12.9
GOLDEYE	32	3.09	10.4
SAUGER	19	1.83	17.4
CHANNEL CATFISH	16	1.54	8.1
BURBOT	6	0.58	21.5
PADDLEFISH	5	0.48	51.4
CUTTHROAT TROUT	2	0.19	12.5
LAKE TROUT	2	0.19	19.0
BROOK TROUT	1	0.10	10.0
BROWN TROUT	1	0.10	10.0
BULLHEAD	1	0.10	8.0
BLACK BULLHEAD	1	0.10	8.0
SMALLMOUTH BASS	1	0.10	15.0
39 - Coarse Fish:			
SHORTHD REDHORSE	22	56.41	12.0
COMMON CARP	13	33.33	17.6
STONECAT	2	5.13	4.0
LONGNOSE SUCKER	1	2.56	8.0
WHITE SUCKER	1	2.56	17.0

Montana Fish Wildlife & Parks
 Fisheries Division
 Fishing Log Program
 Species Composition Report
 08/23/2000

Region 6

1999 Log Year - Summer
 May 1999 thru Nov 1999

Species	Number	Percent	Average Length (in.)

2580 - Game and Sport Fish:			
WALLEYE	1115	43.22	13.6
YELLOW PERCH	540	20.93	7.9
SMALLMOUTH BASS	222	8.60	11.2
NORTHERN PIKE	151	5.85	22.7
CRAPPIE	104	4.03	9.9
KOKANEE	89	3.45	14.3
RAINBOW TROUT	62	2.40	11.4
BROOK TROUT	46	1.78	6.7
GOLDEYE	43	1.67	12.8
LARGEMOUTH BASS	39	1.51	11.7
CHANNEL CATFISH	36	1.40	13.1
SAUGER	35	1.36	14.8
BLUEGILL	25	0.97	7.0
BROWN TROUT	13	0.50	7.8
LAKE TROUT	10	0.39	25.6
YELLOW BULLHEAD	9	0.35	7.1
BLACK CRAPPIE	9	0.35	11.2
CUTTHROAT TROUT	8	0.31	9.0
BLACK BULLHEAD	8	0.31	6.2
BULLHEAD	3	0.12	6.3
BURBOT	3	0.12	16.0
SHOVELN STURGEON	2	0.08	25.0
WHITEFISH	1	0.04	12.0
LAKE WHITEFISH	1	0.04	5.0
SAUGER/WALLEYE	1	0.04	22.0
PADDLEFISH	1	0.04	46.0
WHITE CRAPPIE	1	0.04	10.0
CHINOOK SALMON	1	0.04	23.5
TROUT	1	0.04	18.0
N. PIKE X MUSKIE	1	0.04	22.0
123 - Coarse Fish:			
COMMON CARP	29	23.58	18.0
FRESHWATER DRUM	28	22.76	16.2
STONECAT	26	21.14	4.5
WHITE SUCKER	18	14.63	13.9
LONGNOSE SUCKER	11	8.94	14.5
SUCKER	5	4.07	14.0
N SQUAWFISH	5	4.07	12.4
MINNOW	1	0.81	4.0

Montana Fish Wildlife & Parks
 Fisheries Division
 Fishing Log Program
 Species Composition Report
 08/23/2000

Region 6

1999 Log Year - Annual
 Dec 1998 thru Nov 1999

Species	Number	Percent	Average Length (in.)

3616 - Game and Sport Fish:			
YELLOW PERCH	1238	34.24	8.1
WALLEYE	1179	32.61	13.6
SMALLMOUTH BASS	223	6.17	11.2
NORTHERN PIKE	210	5.81	23.5
RAINBOW TROUT	156	4.31	12.0
CRAPPIE	104	2.88	9.9
KOKANEE	89	2.46	14.3
GOLDEYE	75	2.07	11.8
SAUGER	54	1.49	15.7
CHANNEL CATFISH	52	1.44	11.6
BROOK TROUT	47	1.30	6.8
LARGEMOUTH BASS	39	1.08	11.7
WHITEFISH	35	0.97	12.8
BLUEGILL	25	0.69	7.0
BROWN TROUT	14	0.39	7.9
LAKE TROUT	12	0.33	24.5
CUTTHROAT TROUT	10	0.28	9.7
BURBOT	9	0.25	19.7
BLACK BULLHEAD	9	0.25	6.4
YELLOW BULLHEAD	9	0.25	7.1
BLACK CRAPPIE	9	0.25	11.2
PADDLEFISH	6	0.17	50.5
BULLHEAD	4	0.11	6.8
SHOVELN STURGEON	2	0.06	25.0
LAKE WHITEFISH	1	0.03	5.0
SAUGER/WALLEYE	1	0.03	22.0
WHITE CRAPPIE	1	0.03	10.0
CHINOOK SALMON	1	0.03	23.5
TROUT	1	0.03	18.0
N. PIKE X MUSKIE	1	0.03	22.0
162 - Coarse Fish:			
COMMON CARP	42	25.93	17.9
FRESHWATER DRUM	28	17.28	16.2
STONECAT	28	17.28	4.4
SHORTH D REDHORSE	22	13.58	12.0
WHITE SUCKER	19	11.73	14.1
LONGNOSE SUCKER	12	7.41	13.9
SUCKER	5	3.09	14.0
N SQUAWFISH	5	3.09	12.4
MINNOW	1	0.62	4.0