

1994

Fishing Log



1993 SUMMARIES

REGION 0

MONTANA DEPARTMENT OF FISH, WILDLIFE AND PARKS
 FISHING LOG SUMMARY - REGIONAL REPORT
 November 21, 1994

REGION 0
 1993 Log Year

	NUMBER OF LOGS -----	DIFFERENT WATERS -----	NUMBER OF DAYS -----	NUMBER OF HOURS -----	-- GAME AND SPORT FISH --		
					NUMBER -----	PER DAY -----	PER HOUR -----
DEC 1992 THRU APR 1993	0	0	0	0.0	0	0.0	0.0
MAY 1993 THRU NOV 1993	15	3	31	113.0	140	4.5	1.2
YEARLY REGION TOTALS	15	3	31	113.0	140	4.5	1.2

MONTANA DEPARTMENT OF FISH, WILDLIFE AND PARKS
FISHING LOG SUMMARY - SPECIES COMPOSITION REPORT
November 21, 1994

REGION 0

1993 Log Year - WINTER
Dec 1992 thru Apr 1993

SPECIES	NUMBER	PERCENT	AVERAGE LENGTH (in.)
-----	-----	-----	-----
0 - GAME AND SPORT FISH:			
0 - COURSE FISH:			

MONTANA DEPARTMENT OF FISH, WILDLIFE AND PARKS
 FISHING LOG SUMMARY - SPECIES COMPOSITION REPORT
 November 21, 1994

REGION 0

1993 Log Year - SUMMER
 May 1993 thru Nov 1993

SPECIES	NUMBER	PERCENT	AVERAGE LENGTH (in.)
140 - GAME AND SPORT FISH:			
CUTTHROAT TROUT	74	52.9	16.3
BROWN TROUT	22	15.7	14.5
RAINBOW TROUT	17	12.1	16.0
CUTTHROAT YLST	16	11.4	14.0
BROOK TROUT	10	7.1	6.0
LAKE TROUT	1	0.7	22.0
88 - COURSE FISH:	88	100.0	15.3

MONTANA DEPARTMENT OF FISH, WILDLIFE AND PARKS
FISHING LOG SUMMARY - SPECIES COMPOSITION REPORT
November 21, 1994

REGION 0

1993 Log Year - ANNUAL
Dec 1992 thru Nov 1993

SPECIES	NUMBER	PERCENT	AVERAGE LENGTH (in.)
140 - GAME AND SPORT FISH:			
CUTTHROAT TROUT	74	52.9	16.3
BROWN TROUT	22	15.7	14.5
RAINBOW TROUT	17	12.1	16.0
CUTTHROAT YLST	16	11.4	14.0
BROOK TROUT	10	7.1	6.0
LAKE TROUT	1	0.7	22.0
88 - COURSE FISH:	88	100.0	15.3

F-L-4(1)

1994

1993

Fishing
Log



1993 SUMMARIES

REGION ONE

MONTANA DEPARTMENT OF FISH, WILDLIFE AND PARKS
 FISHING LOG SUMMARY - REGIONAL REPORT
 November 21, 1994

REGION 1
 1993 Log Year

	NUMBER OF LOGS	DIFFERENT WATERS	NUMBER OF DAYS	NUMBER OF HOURS	-- GAME AND SPORT FISH -- NUMBER PER DAY PER HOUR		
	-----	-----	-----	-----	-----	-----	-----
DEC 1992 THRU APR 1993	60	76	570	1942.0	4595	8.1	2.4
MAY 1993 THRU NOV 1993	108	193	1135	3751.8	6875	6.1	1.8
YEARLY REGION TOTALS	116	211	1705	5693.8	11470	6.7	2.0

MONTANA DEPARTMENT OF FISH, WILDLIFE AND PARKS
 FISHING LOG SUMMARY - SPECIES COMPOSITION REPORT
 November 21, 1994

REGION 1

1993 Log Year - WINTER
 Dec 1992 thru Apr 1993

----- SPECIES -----	NUMBER -----	PERCENT -----	AVERAGE LENGTH (in.) -----
4595 - GAME AND SPORT FISH:			
KOKANEE	2126	46.3	9.0
YELLOW PERCH	1676	36.5	7.4
RAINBOW TROUT	302	6.6	12.2
LAKE TROUT	189	4.1	18.8
BROOK TROUT	60	1.3	10.8
WHITEFISH	54	1.2	12.9
CUTTHROAT TROUT	45	1.0	13.6
RAINBOW X CUTTH	35	0.8	12.9
GOLDEYE	25	0.5	4.0
MT WHITEFISH	21	0.5	12.3
LARGEMOUTH BASS	20	0.4	14.1
BULL TROUT	15	0.3	19.7
NORTHERN PIKE	12	0.3	23.7
BURBOT	5	0.1	21.2
PUMPKINSEED	4	0.1	4.0
LAKE WHITEFISH	3	0.1	18.0
SMALLMOUTH BASS	1	0.0	13.0
BROWN TROUT	1	0.0	24.0
TROUT	1	0.0	18.0
158 - COURSE FISH:			
MINNOW	86	54.4	3.2
PEAMOUTH	49	31.0	6.6
REDSIDE SHINER	12	7.6	4.0
N SQUAWFISH	10	6.3	16.4
SUCKER	1	0.6	10.0

MONTANA DEPARTMENT OF FISH, WILDLIFE AND PARKS
 FISHING LOG SUMMARY - SPECIES COMPOSITION REPORT
 November 21, 1994

REGION 1

1993 Log Year - SUMMER
 May 1993 thru Nov 1993

SPECIES	NUMBER	PERCENT	AVERAGE LENGTH (in.)

6875 - GAME AND SPORT FISH:			
CUTTHROAT TROUT	1454	21.1	10.7
KOKANEE	1353	19.7	9.9
YELLOW PERCH	1103	16.0	7.3
RAINBOW TROUT	826	12.0	11.2
LARGEMOUTH BASS	784	11.4	12.1
BROOK TROUT	311	4.5	7.5
LAKE TROUT	180	2.6	24.3
SMALLMOUTH BASS	174	2.5	11.5
ARCTIC GRAYLING	124	1.8	8.9
BLUEGILL	93	1.4	6.5
WHITEFISH	88	1.3	11.1
NORTHERN PIKE	78	1.1	21.3
PUMPKINSEED	56	0.8	4.9
BASS	52	0.8	11.2
LAKE WHITEFISH	49	0.7	17.7
MT WHITEFISH	47	0.7	11.0
SUNFISH	35	0.5	5.5
BULL TROUT	27	0.4	14.5
RAINBOW X CUTTH	19	0.3	9.3
BROWN TROUT	15	0.2	15.4
GOLDEN TROUT	5	0.1	6.0
BULLHEAD	1	0.0	15.0
GOLDEYE	1	0.0	4.0
76 - COURSE FISH:			
N SQUAWFISH	46	60.5	10.3
PEAMOUTH	22	28.9	8.1
SUCKER	5	6.6	18.0
MINNOW	2	2.6	10.5
EMERALD SHINER	1	1.3	10.0

MONTANA DEPARTMENT OF FISH, WILDLIFE AND PARKS
 FISHING LOG SUMMARY - SPECIES COMPOSITION REPORT
 November 21, 1994

REGION 1


1993 Log Year - ANNUAL
 Dec 1992 thru Nov 1993

SPECIES	NUMBER	PERCENT	AVERAGE LENGTH (in.)

11470 - GAME AND SPORT FISH:			
KOKANEE	3479	30.3	9.4
YELLOW PERCH	2779	24.2	7.4
CUTTHROAT TROUT	1499	13.1	10.8
RAINBOW TROUT	1128	9.8	11.5
LARGEMOUTH BASS	804	7.0	12.1
BROOK TROUT	371	3.2	8.0
LAKE TROUT	369	3.2	21.5
SMALLMOUTH BASS	175	1.5	11.5
WHITEFISH	142	1.2	11.8
ARCTIC GRAYLING	124	1.1	8.9
BLUEGILL	93	0.8	6.5
NORTHERN PIKE	90	0.8	21.7
MT WHITEFISH	68	0.6	11.4
PUMPKINSEED	60	0.5	4.8
RAINBOW X CUTTH	54	0.5	11.6
BASS	52	0.5	11.2
LAKE WHITEFISH	52	0.5	17.7
BULL TROUT	42	0.4	16.4
SUNFISH	35	0.3	5.5
GOLDEYE	26	0.2	4.0
BROWN TROUT	16	0.1	15.9
GOLDEN TROUT	5	0.0	6.0
BURBOT	5	0.0	21.2
TROUT	1	0.0	18.0
BULLHEAD	1	0.0	15.0
234 - COURSE FISH:			
MINNOW	88	37.6	3.3
PEAMOUTH	71	30.3	7.1
N SQUAWFISH	56	23.9	11.4
REDSIDE SHINER	12	5.1	4.0
SUCKER	6	2.6	16.7
EMERALD SHINER	1	0.4	10.0

1994

Fishing
Log



1993 SUMMARIES

REGION TWO

MONTANA DEPARTMENT OF FISH, WILDLIFE AND PARKS
 FISHING LOG SUMMARY - REGIONAL REPORT
 November 21, 1994

REGION 2
 1993 Log Year

	NUMBER OF LOGS -----	DIFFERENT WATERS -----	NUMBER OF DAYS -----	NUMBER OF HOURS -----	-- GAME AND SPORT FISH --		
					NUMBER -----	PER DAY -----	PER HOUR -----
DEC 1992 THRU APR 1993	60	25	295	961.4	1646	5.6	1.7
MAY 1993 THRU NOV 1993	103	111	879	2588.6	4325	4.9	1.7
YEARLY REGION TOTALS	112	115	1174	3550.0	5971	5.1	1.7

MONTANA DEPARTMENT OF FISH, WILDLIFE AND PARKS
 FISHING LOG SUMMARY - SPECIES COMPOSITION REPORT
 November 21, 1994

REGION 2

1993 Log Year - WINTER
 Dec 1992 thru Apr 1993

SPECIES	NUMBER	PERCENT	AVERAGE LENGTH (in.)

1646 - GAME AND SPORT FISH:			
RAINBOW TROUT	531	32.3	13.6
MT WHITEFISH	282	17.1	13.7
KOKANEE	243	14.8	11.7
WHITEFISH	159	9.7	14.2
BROWN TROUT	146	8.9	14.5
CUTTHROAT TROUT	92	5.6	13.5
YELLOW PERCH	65	3.9	7.1
RAINBOW X CUTTH	46	2.8	13.1
BROOK TROUT	34	2.1	14.4
SALMON	26	1.6	11.0
PUMPKINSEED	6	0.4	5.0
GOLDEYE	5	0.3	6.6
BULL TROUT	4	0.2	17.8
BLUEGILL	2	0.1	13.0
LARGEMOUTH BASS	2	0.1	14.0
SMALLMOUTH BASS	1	0.1	10.0
LAKE WHITEFISH	1	0.1	16.0
CUTTHROAT W SL	1	0.1	8.0
22 - COURSE FISH:			
N SQUAWFISH	12	54.5	12.8
SUCKER	4	18.2	6.0
WHITE SUCKER	3	13.6	17.7
PEAMOUTH	2	9.1	11.0
MINNOW	1	4.5	19.0

MONTANA DEPARTMENT OF FISH, WILDLIFE AND PARKS
 FISHING LOG SUMMARY - SPECIES COMPOSITION REPORT
 November 21, 1994

REGION 2

1993 Log Year - SUMMER
 May 1993 thru Nov 1993

----- SPECIES -----	NUMBER -----	PERCENT -----	AVERAGE LENGTH (in.) -----
4325 - GAME AND SPORT FISH:			
RAINBOW TROUT	1716	39.7	12.2
CUTTHROAT TROUT	1043	24.1	9.1
BROOK TROUT	464	10.7	7.2
BROWN TROUT	374	8.6	13.1
RAINBOW X CUTTH	235	5.4	9.4
MT WHITEFISH	136	3.1	12.5
WHITEFISH	77	1.8	11.4
CUTTHROAT W SL	76	1.8	7.0
KOKANEE	48	1.1	12.9
LARGEMOUTH BASS	38	0.9	14.0
ARCTIC GRAYLING	38	0.9	8.0
BULL TROUT	26	0.6	11.5
YELLOW PERCH	18	0.4	9.3
TROUT	15	0.3	12.7
PUMPKINSEED	14	0.3	4.0
SUNFISH	3	0.1	3.0
NORTHERN PIKE	2	0.0	17.5
GOLDEN TROUT	2	0.0	9.5
107 - COURSE FISH:			
N SQUAWFISH	95	88.8	9.4
PEAMOUTH	7	6.5	12.3
WHITE SUCKER	4	3.7	20.0
SUCKER	1	0.9	20.0

MONTANA DEPARTMENT OF FISH, WILDLIFE AND PARKS
 FISHING LOG SUMMARY - SPECIES COMPOSITION REPORT
 November 21, 1994

REGION 2


1993 Log Year - ANNUAL
 Dec 1992 thru Nov 1993

SPECIES	NUMBER	PERCENT	AVERAGE LENGTH (in.)

5971 - GAME AND SPORT FISH:			
RAINBOW TROUT	2247	37.6	12.5
CUTTHROAT TROUT	1135	19.0	9.4
BROWN TROUT	520	8.7	13.5
BROOK TROUT	498	8.3	7.7
MT WHITEFISH	418	7.0	13.3
KOKANEE	291	4.9	11.9
RAINBOW X CUTTH	281	4.7	10.0
WHITEFISH	236	4.0	13.3
YELLOW PERCH	83	1.4	7.6
CUTTHROAT W SL	77	1.3	7.0
LARGEMOUTH BASS	40	0.7	14.0
ARCTIC GRAYLING	38	0.6	8.0
BULL TROUT	30	0.5	12.4
SALMON	26	0.4	11.0
PUMPKINSEED	20	0.3	4.3
TROUT	15	0.3	12.7
GOLDEYE	5	0.1	6.6
SUNFISH	3	0.1	3.0
GOLDEN TROUT	2	0.0	9.5
NORTHERN PIKE	2	0.0	17.5
BLUEGILL	2	0.0	13.0
LAKE WHITEFISH	1	0.0	16.0
SMALLMOUTH BASS	1	0.0	10.0
129 - COURSE FISH:			
N SQUAWFISH	107	82.9	9.8
PEAMOUTH	9	7.0	12.0
WHITE SUCKER	7	5.4	19.0
SUCKER	5	3.9	8.8
MINNOW	1	0.8	19.0

1994

Fishing
Log



1993 SUMMARIES

REGION THREE

MONTANA DEPARTMENT OF FISH, WILDLIFE AND PARKS
 FISHING LOG SUMMARY - REGIONAL REPORT
 November 21, 1994

REGION 3
 1993 Log Year

	NUMBER OF LOGS -----	DIFFERENT WATERS -----	NUMBER OF DAYS -----	NUMBER OF HOURS -----	-- GAME AND SPORT FISH -- NUMBER PER DAY PER HOUR -----		
DEC 1992 THRU APR 1993	87	36	453	1692.1	2907	6.4	1.7
MAY 1993 THRU NOV 1993	199	158	1673	5360.6	8257	4.9	1.5
YEARLY REGION TOTALS	212	161	2126	7052.7	11164	5.3	1.6

MONTANA DEPARTMENT OF FISH, WILDLIFE AND PARKS
 FISHING LOG SUMMARY - SPECIES COMPOSITION REPORT
 November 21, 1994

REGION 3

1993 Log Year - WINTER
 Dec 1992 thru Apr 1993

----- SPECIES -----	NUMBER -----	PERCENT -----	AVERAGE LENGTH (in.) -----
2907 - GAME AND SPORT FISH:			
RAINBOW TROUT	1000	34.4	14.5
YELLOW PERCH	749	25.8	7.4
BROWN TROUT	489	16.8	14.3
WHITEFISH	392	13.5	12.6
MT WHITEFISH	91	3.1	13.1
RAINBOW X CUTTH	84	2.9	13.3
CUTTHROAT TROUT	69	2.4	12.3
TROUT	14	0.5	15.4
BURBOT	9	0.3	24.4
BROOK TROUT	8	0.3	9.2
CUTTHROAT YLST	2	0.1	10.0
53 - COURSE FISH:			
	48	90.6	13.2
SUCKER	3	5.7	10.0
COMMON CARP	2	3.8	14.0

MONTANA DEPARTMENT OF FISH, WILDLIFE AND PARKS
 FISHING LOG SUMMARY - SPECIES COMPOSITION REPORT
 November 21, 1994

REGION 3

1993 Log Year - SUMMER
 May 1993 thru Nov 1993

----- SPECIES -----	NUMBER -----	PERCENT -----	AVERAGE LENGTH (in.) -----
8257 - GAME AND SPORT FISH:			
RAINBOW TROUT	3027	36.7	13.4
BROWN TROUT	2193	26.6	13.8
BROOK TROUT	821	9.9	8.3
CUTTHROAT TROUT	711	8.6	12.1
WHITEFISH	426	5.2	13.5
ARCTIC GRAYLING	374	4.5	11.1
YELLOW PERCH	283	3.4	7.7
MT WHITEFISH	149	1.8	12.8
TROUT	89	1.1	14.9
RAINBOW X CUTTH	49	0.6	11.8
BURBOT	35	0.4	21.3
BULLHEAD	28	0.3	14.6
CUTTHROAT YLST	20	0.2	9.0
BLUEGILL	14	0.2	4.2
KOKANEE	14	0.2	14.6
WALLEYE	10	0.1	13.5
SAUGER/WALLEYE	6	0.1	13.0
LAKE TROUT	5	0.1	19.0
LARGEMOUTH BASS	1	0.0	6.0
GOLDEN TROUT	1	0.0	8.0
BULL TROUT	1	0.0	10.0
284 - COURSE FISH:			
	231	81.3	14.0
UTAH CHUB	24	8.5	11.0
SUCKER	11	3.9	15.5
MINNOW	7	2.5	16.0
COMMON CARP	7	2.5	23.2
WHITE SUCKER	4	1.4	15.5

MONTANA DEPARTMENT OF FISH, WILDLIFE AND PARKS
 FISHING LOG SUMMARY - SPECIES COMPOSITION REPORT
 November 21, 1994

REGION 3

1993 Log Year - ANNUAL
 Dec 1992 thru Nov 1993

SPECIES	NUMBER	PERCENT	AVERAGE LENGTH (in.)

11164 - GAME AND SPORT FISH:			
RAINBOW TROUT	4027	36.1	13.6
BROWN TROUT	2682	24.0	13.9
YELLOW PERCH	1032	9.2	7.5
BROOK TROUT	829	7.4	8.3
WHITEFISH	818	7.3	13.1
CUTTHROAT TROUT	780	7.0	12.1
ARCTIC GRAYLING	374	3.4	11.1
MT WHITEFISH	240	2.1	12.9
RAINBOW X CUTTH TROUT	133 103	1.2 0.9	12.7 14.9
BURBOT	44	0.4	21.9
BULLHEAD	28	0.3	14.6
CUTTHROAT YLST	22	0.2	9.1
BLUEGILL	14	0.1	4.2
KOKANEE	14	0.1	14.6
WALLEYE	10	0.1	13.5
SAUGER/WALLEYE	6	0.1	13.0
LAKE TROUT	5	0.0	19.0
LARGEMOUTH BASS	1	0.0	6.0
GOLDEN TROUT	1	0.0	8.0
BULL TROUT	1	0.0	10.0
337 - COURSE FISH:			
	279	82.8	13.8
UTAH CHUB	24	7.1	11.0
SUCKER	14	4.2	14.4
COMMON CARP	9	2.7	20.9
MINNOW	7	2.1	16.0
WHITE SUCKER	4	1.2	15.5

1994

Fishing
Log



1993 SUMMARIES

REGION FOUR

MONTANA DEPARTMENT OF FISH, WILDLIFE AND PARKS
 FISHING LOG SUMMARY - REGIONAL REPORT
 November 21, 1994

REGION 4
 1993 Log Year

	NUMBER OF LOGS -----	DIFFERENT WATERS -----	NUMBER OF DAYS -----	NUMBER OF HOURS -----	-- GAME AND SPORT FISH -- NUMBER PER DAY PER HOUR -----		
DEC 1992 THRU APR 1993	77	42	389	1563.2	3378	8.7	2.2
MAY 1993 THRU NOV 1993	147	84	1123	4824.5	5045	4.5	1.0
YEARLY REGION TOTALS	161	93	1512	6387.7	8423	5.6	1.3

MONTANA DEPARTMENT OF FISH, WILDLIFE AND PARKS
 FISHING LOG SUMMARY - SPECIES COMPOSITION REPORT
 November 21, 1994

REGION 4

1993 Log Year - WINTER
 Dec 1992 thru Apr 1993

SPECIES	NUMBER	PERCENT	AVERAGE LENGTH (in.)

3378 - GAME AND SPORT FISH:			
YELLOW PERCH	2321	68.7	8.9
RAINBOW TROUT	611	18.1	14.8
KOKANEE	147	4.4	14.1
BROWN TROUT	85	2.5	14.7
TROUT	39	1.2	13.3
NORTHERN PIKE	32	0.9	23.2
BROOK TROUT	27	0.8	7.6
CUTTHROAT TROUT	26	0.8	11.9
MT WHITEFISH	22	0.7	13.5
WHITEFISH	21	0.6	11.6
WALLEYE	21	0.6	17.9
BULL TROUT	9	0.3	14.8
BURBOT	5	0.1	19.2
SAUGER/WALLEYE	5	0.1	17.2
GOLDEYE	4	0.1	9.0
SMALLMOUTH BASS	2	0.1	11.0
SAUGER	1	0.0	18.0
52 - COURSE FISH:			
SUCKER	18	34.6	13.7
SHORTHD REDHORS	16	30.8	18.8
COMMON CARP	9	17.3	21.4
STONECAT	3	5.8	8.0
MINNOW	3	5.8	21.3
FRESHWATER DRUM	3	5.8	14.7

MONTANA DEPARTMENT OF FISH, WILDLIFE AND PARKS
 FISHING LOG SUMMARY - SPECIES COMPOSITION REPORT
 November 21, 1994

REGION 4

1993 Log Year - SUMMER
 May 1993 thru Nov 1993

----- SPECIES -----	NUMBER -----	PERCENT -----	AVERAGE LENGTH (in.) -----
5045 - GAME AND SPORT FISH:			
RAINBOW TROUT	1660	32.9	12.9
WALLEYE	1044	20.7	15.7
BROWN TROUT	428	8.5	13.5
BROOK TROUT	398	7.9	7.2
KOKANEE	390	7.7	16.3
YELLOW PERCH	344	6.8	8.6
CUTTHROAT TROUT	159	3.2	11.6
SAUGER/WALLEYE	151	3.0	14.3
NORTHERN PIKE	122	2.4	21.3
TROUT	101	2.0	15.3
WHITEFISH	60	1.2	15.1
MT WHITEFISH	40	0.8	14.5
RAINBOW X CUTTH	30	0.6	13.2
PUMPKINSEED	27	0.5	4.0
SAUGER	24	0.5	14.9
LARGEMOUTH BASS	18	0.4	8.7
GOLDEYE	14	0.3	10.8
SMALLMOUTH BASS	8	0.2	10.2
BLUEGILL	6	0.1	5.0
ARCTIC GRAYLING	6	0.1	13.0
BULL TROUT	6	0.1	12.5
BURBOT	4	0.1	16.5
BULLHEAD	3	0.1	10.0
BASS	2	0.0	6.0
282 - COURSE FISH:			
SUCKER	258	91.5	13.2
COMMON CARP	19	6.7	21.6
FRESHWATER DRUM	3	1.1	13.0
MINNOW	2	0.7	11.5

MONTANA DEPARTMENT OF FISH, WILDLIFE AND PARKS
 FISHING LOG SUMMARY - SPECIES COMPOSITION REPORT
 November 21, 1994


REGION 4

1993 Log Year - ANNUAL
 Dec 1992 thru Nov 1993

SPECIES	NUMBER	PERCENT	AVERAGE LENGTH (in.)

8423 - GAME AND SPORT FISH:			
YELLOW PERCH	2665	31.6	8.9
RAINBOW TROUT	2271	27.0	13.4
WALLEYE	1065	12.6	15.7
KOKANEE	537	6.4	15.6
BROWN TROUT	513	6.1	13.7
BROOK TROUT	425	5.0	7.3
CUTTHROAT TROUT	185	2.2	11.6
SAUGER/WALLEYE	156	1.9	14.4
NORTHERN PIKE	154	1.8	21.7
TROUT	140	1.7	14.8
WHITEFISH	81	1.0	14.2
MT WHITEFISH	62	0.7	14.1
RAINBOW X CUTTH	30	0.4	13.2
PUMPKINSEED	27	0.3	4.0
SAUGER	25	0.3	15.0
LARGEMOUTH BASS	18	0.2	8.7
GOLDEYE	18	0.2	10.4
BULL TROUT	15	0.2	13.9
SMALLMOUTH BASS	10	0.1	10.4
BURBOT	9	0.1	18.0
ARCTIC GRAYLING	6	0.1	13.0
BLUEGILL	6	0.1	5.0
BULLHEAD	3	0.0	10.0
BASS	2	0.0	6.0
334 - COURSE FISH:			
SUCKER	276	82.6	13.2
COMMON CARP	28	8.4	21.5
SHORTHD REDHORS	16	4.8	18.8
FRESHWATER DRUM	6	1.8	13.8
MINNOW	5	1.5	17.4
STONECAT	3	0.9	8.0

1994



1993 SUMMARIES

REGION FIVE

MONTANA DEPARTMENT OF FISH, WILDLIFE AND PARKS
 FISHING LOG SUMMARY - REGIONAL REPORT
 November 21, 1994

REGION 5
 1993 Log Year

	NUMBER OF LOGS -----	DIFFERENT WATERS -----	NUMBER OF DAYS -----	NUMBER OF HOURS -----	-- GAME AND SPORT FISH -- NUMBER PER DAY PER HOUR -----	PER DAY	PER HOUR -----
DEC 1992 THRU APR 1993	41	23	131	480.4	581	4.4	1.2
MAY 1993 THRU NOV 1993	95	73	447	1804.6	2447	5.5	1.4
YEARLY REGION TOTALS	105	77	578	2285.0	3028	5.2	1.3

MONTANA DEPARTMENT OF FISH, WILDLIFE AND PARKS
 FISHING LOG SUMMARY - SPECIES COMPOSITION REPORT
 November 21, 1994

REGION 5

1993 Log Year - WINTER
 Dec 1992 thru Apr 1993

----- SPECIES -----	NUMBER -----	PERCENT -----	AVERAGE LENGTH (in.) -----
581 - GAME AND SPORT FISH:			
BROWN TROUT	184	31.7	14.9
RAINBOW TROUT	166	28.6	12.5
TROUT	50	8.6	17.0
BROOK TROUT	39	6.7	10.3
GOLDEYE	31	5.3	12.6
WHITEFISH	25	4.3	14.2
YELLOW BULLHEAD	24	4.1	6.7
WALLEYE	12	2.1	17.7
CHANNEL CATFISH	9	1.5	17.8
BURBOT	8	1.4	22.5
SAUGER/WALLEYE	7	1.2	19.0
YELLOW PERCH	6	1.0	10.0
KOKANEE	4	0.7	10.2
CUTTHROAT TROUT	4	0.7	17.5
SAUGER	4	0.7	16.5
RAINBOW X CUTTH	3	0.5	16.3
BULL TROUT	2	0.3	12.5
CRAPPIE	1	0.2	5.0
MT WHITEFISH	1	0.2	20.0
LARGEMOUTH BASS	1	0.2	7.0
7 - COURSE FISH:			
MINNOW	5	71.4	13.0
SUCKER	2	28.6	12.0

MONTANA DEPARTMENT OF FISH, WILDLIFE AND PARKS
 FISHING LOG SUMMARY - SPECIES COMPOSITION REPORT
 November 21, 1994

REGION 5

1993 Log Year - SUMMER
 May 1993 thru Nov 1993

----- SPECIES -----	NUMBER -----	PERCENT -----	AVERAGE LENGTH (in.) -----
2447 - GAME AND SPORT FISH:			
RAINBOW TROUT	744	30.4	12.0
BROWN TROUT	471	19.2	14.6
BROOK TROUT	298	12.2	8.8
CUTTHROAT TROUT	252	10.3	12.3
WALLEYE	129	5.3	13.4
SAUGER/WALLEYE	79	3.2	13.0
WHITEFISH	70	2.9	13.1
CRAPPIE	57	2.3	8.9
BLACK CRAPPIE	55	2.2	8.2
TROUT	54	2.2	18.8
LARGEMOUTH BASS	45	1.8	9.6
GOLDEN TROUT	40	1.6	8.9
BULLHEAD	38	1.6	6.0
MT WHITEFISH	24	1.0	13.4
SAUGER	18	0.7	13.1
CHANNEL CATFISH	15	0.6	15.2
LAKE TROUT	12	0.5	8.7
YELLOW PERCH	12	0.5	5.4
KOKANEE	7	0.3	8.7
BULL TROUT	6	0.2	14.0
GOLDEYE	5	0.2	13.8
BURBOT	5	0.2	22.0
SUNFISH	3	0.1	3.0
YELLOW BULLHEAD	3	0.1	7.0
BLUEGILL	2	0.1	4.0
RAINBOW X CUTTH	2	0.1	15.2
BASS	1	0.0	14.0
21 - COURSE FISH:			
COMMON CARP	12	57.1	17.8
SUCKER	5	23.8	12.0
FLATHEAD CHUB	3	14.3	-.-
WHITE SUCKER	1	4.8	11.0

MONTANA DEPARTMENT OF FISH, WILDLIFE AND PARKS
 FISHING LOG SUMMARY - SPECIES COMPOSITION REPORT
 November 21, 1994


REGION 5

1993 Log Year - ANNUAL
 Dec 1992 thru Nov 1993

SPECIES	NUMBER	PERCENT	AVERAGE LENGTH (in.)

3028 - GAME AND SPORT FISH:			
RAINBOW TROUT	910	30.1	12.1
BROWN TROUT	655	21.6	14.7
BROOK TROUT	337	11.1	8.9
CUTTHROAT TROUT	256	8.5	12.4
WALLEYE	141	4.7	13.7
TROUT	104	3.4	17.9
WHITEFISH	95	3.1	13.4
SAUGER/WALLEYE	86	2.8	13.5
CRAPPIE	58	1.9	8.9
BLACK CRAPPIE	55	1.8	8.2
LARGEMOUTH BASS	46	1.5	9.6
GOLDEN TROUT	40	1.3	8.9
BULLHEAD	38	1.3	6.0
GOLDEYE	36	1.2	12.8
YELLOW BULLHEAD	27	0.9	6.7
MT WHITEFISH	25	0.8	13.6
CHANNEL CATFISH	24	0.8	16.2
SAUGER	22	0.7	13.7
YELLOW PERCH	18	0.6	6.9
BURBOT	13	0.4	22.3
LAKE TROUT	12	0.4	8.7
KOKANEE	11	0.4	9.3
BULL TROUT	8	0.3	13.6
RAINBOW X CUTTH	5	0.2	15.9
SUNFISH	3	0.1	3.0
BLUEGILL	2	0.1	4.0
BASS	1	0.0	14.0
28 - COURSE FISH:			
COMMON CARP	12	42.9	17.8
SUCKER	7	25.0	12.0
MINNOW	5	17.9	13.0
FLATHEAD CHUB	3	10.7	-.-
WHITE SUCKER	1	3.6	11.0

1994



1993 SUMMARIES

REGION SIX

MONTANA DEPARTMENT OF FISH, WILDLIFE AND PARKS
 FISHING LOG SUMMARY - REGIONAL REPORT
 November 21, 1994

REGION 6
 1993 Log Year

	NUMBER OF LOGS -----	DIFFERENT WATERS -----	NUMBER OF DAYS -----	NUMBER OF HOURS -----	-- GAME AND SPORT FISH -- NUMBER PER DAY PER HOUR -----		
DEC 1992 THRU APR 1993	17	11	75	355.4	101	1.3	0.3
MAY 1993 THRU NOV 1993	34	28	221	1093.1	1127	5.1	1.0
YEARLY REGION TOTALS	39	30	296	1448.5	1228	4.1	0.8

MONTANA DEPARTMENT OF FISH, WILDLIFE AND PARKS
 FISHING LOG SUMMARY - SPECIES COMPOSITION REPORT
 November 21, 1994

REGION 6

1993 Log Year - WINTER
 Dec 1992 thru Apr 1993

SPECIES	NUMBER	PERCENT	AVERAGE LENGTH (in.)

101 - GAME AND SPORT FISH:			
NORTHERN PIKE	32	31.7	26.0
RAINBOW TROUT	19	18.8	11.2
TROUT	14	13.9	5.3
SAUGER	11	10.9	23.5
BULLHEAD	10	9.9	5.0
YELLOW PERCH	6	5.9	8.2
CHANNEL CATFISH	3	3.0	12.0
WALLEYE	2	2.0	13.0
PADDLEFISH	2	2.0	57.0
LAKE TROUT	1	1.0	31.0
BROOK TROUT	1	1.0	9.0
2 - COURSE FISH:			
COMMON CARP	1	50.0	10.0
SHORTHD REDHORS	1	50.0	15.0

MONTANA DEPARTMENT OF FISH, WILDLIFE AND PARKS
 FISHING LOG SUMMARY - SPECIES COMPOSITION REPORT
 November 21, 1994

REGION 6

1993 Log Year - SUMMER
 May 1993 thru Nov 1993

----- SPECIES -----	NUMBER -----	PERCENT -----	AVERAGE LENGTH (in.) -----
1127 - GAME AND SPORT FISH:			
WALLEYE	558	49.5	16.0
NORTHERN PIKE	115	10.2	17.7
GOLDEYE	87	7.7	10.8
RAINBOW TROUT	46	4.1	14.6
YELLOW PERCH	42	3.7	9.3
SAUGER	39	3.5	18.2
SUNFISH	35	3.1	6.0
BROOK TROUT	32	2.8	8.0
BLACK BULLHEAD	28	2.5	6.0
BASS	26	2.3	6.2
RAINBOW X CUTTH	25	2.2	10.3
TROUT	21	1.9	16.8
KOKANEE	17	1.5	14.0
SMALLMOUTH BASS	14	1.2	15.9
WHITEFISH	10	0.9	13.2
SHOVELN STURGEO	8	0.7	26.2
PADDLEFISH	6	0.5	55.6
CUTTHROAT TROUT	4	0.4	9.0
LARGEMOUTH BASS	4	0.4	9.0
CHANNEL CATFISH	3	0.3	16.7
LAKE TROUT	3	0.3	-.-
BROWN TROUT	2	0.2	19.5
SAUGER/WALLEYE	2	0.2	11.0
33 - COURSE FISH:			
WHITE SUCKER	9	27.3	14.0
UTAH CHUB	9	27.3	7.4
FRESHWATER DRUM	7	21.2	11.0
SUCKER	5	15.2	14.0
COMMON CARP	3	9.1	22.0

MONTANA DEPARTMENT OF FISH, WILDLIFE AND PARKS
 FISHING LOG SUMMARY - SPECIES COMPOSITION REPORT
 November 21, 1994

REGION 6

1993 Log Year - ANNUAL
 Dec 1992 thru Nov 1993

----- SPECIES -----	NUMBER -----	PERCENT -----	AVERAGE LENGTH (in.) -----
1228 - GAME AND SPORT FISH:			
WALLEYE	560	45.6	16.0
NORTHERN PIKE	147	12.0	19.5
GOLDEYE	87	7.1	10.8
RAINBOW TROUT	65	5.3	13.8
SAUGER	50	4.1	19.4
YELLOW PERCH	48	3.9	9.2
TROUT	35	2.9	12.2
SUNFISH	35	2.9	6.0
BROOK TROUT	33	2.7	8.0
BLACK BULLHEAD	28	2.3	6.0
BASS	26	2.1	6.2
RAINBOW X CUTTH	25	2.0	10.3
KOKANEE	17	1.4	14.0
SMALLMOUTH BASS	14	1.1	15.9
BULLHEAD	10	0.8	5.0
WHITEFISH	10	0.8	13.2
PADDLEFISH	8	0.7	55.9
SHOVELN STURGEO	8	0.7	26.2
CHANNEL CATFISH	6	0.5	14.3
LARGEMOUTH BASS	4	0.3	9.0
CUTTHROAT TROUT	4	0.3	9.0
LAKE TROUT	4	0.3	31.0
BROWN TROUT	2	0.2	19.5
SAUGER/WALLEYE	2	0.2	11.0
35 - COURSE FISH:			
WHITE SUCKER	9	25.7	14.0
UTAH CHUB	9	25.7	7.4
FRESHWATER DRUM	7	20.0	11.0
SUCKER	5	14.3	14.0
COMMON CARP	4	11.4	19.0
SHORTHD REDHORS	1	2.9	15.0

1994

Fishing Log



1993 SUMMARIES

REGION SEVEN

MONTANA DEPARTMENT OF FISH, WILDLIFE AND PARKS
 FISHING LOG SUMMARY - REGIONAL REPORT
 November 21, 1994

REGION 7
 1993 Log Year

	NUMBER OF LOGS	DIFFERENT WATERS	NUMBER OF DAYS	NUMBER OF HOURS	-- GAME AND SPORT FISH -- NUMBER PER DAY PER HOUR		
	-----	-----	-----	-----	-----	-----	-----
DEC 1992 THRU APR 1993	13	7	68	303.0	542	8.0	1.8
MAY 1993 THRU NOV 1993	21	13	190	998.3	1689	8.9	1.7
YEARLY REGION TOTALS	26	15	258	1301.3	2231	8.6	1.7

MONTANA DEPARTMENT OF FISH, WILDLIFE AND PARKS
 FISHING LOG SUMMARY - SPECIES COMPOSITION REPORT
 November 21, 1994

REGION 7

1993 Log Year - WINTER
 Dec 1992 thru Apr 1993

SPECIES	NUMBER	PERCENT	AVERAGE LENGTH (in.)

542 - GAME AND SPORT FISH:			
CRAPPIE	327	60.3	7.2
BLUEGILL	86	15.9	8.3
SMALLMOUTH BASS	40	7.4	14.0
YELLOW PERCH	24	4.4	8.1
CHANNEL CATFISH	16	3.0	19.6
WALLEYE	13	2.4	17.4
LARGEMOUTH BASS	12	2.2	9.7
BULLHEAD	6	1.1	3.0
NORTHERN PIKE	5	0.9	16.6
GOLDEYE	4	0.7	11.2
ROCK BASS	3	0.6	18.0
RAINBOW TROUT	2	0.4	16.0
BASS	2	0.4	12.2
BROWN TROUT	2	0.4	18.0

0 - COURSE FISH:

MONTANA DEPARTMENT OF FISH, WILDLIFE AND PARKS
 FISHING LOG SUMMARY - SPECIES COMPOSITION REPORT
 November 21, 1994

REGION 7

1993 Log Year - SUMMER
 May 1993 thru Nov 1993

SPECIES	NUMBER	PERCENT	AVERAGE LENGTH (in.)
1689 - GAME AND SPORT FISH:			
CRAPPIE	648	38.4	8.0
WALLEYE	166	9.8	16.1
SMALLMOUTH BASS	140	8.3	10.5
CHANNEL CATFISH	110	6.5	14.7
GOLDEYE	104	6.2	12.1
YELLOW PERCH	82	4.9	7.7
SAUGER/WALLEYE	77	4.6	14.1
WHITE CRAPPIE	67	4.0	7.0
BLUEGILL	64	3.8	7.9
BULLHEAD	43	2.5	6.3
LARGEMOUTH BASS	37	2.2	10.3
SAUGER	32	1.9	14.1
WHITEFISH	29	1.7	8.0
YELLOW BULLHEAD	28	1.7	5.5
SUNFISH	17	1.0	6.1
SHOVELN STURGEO	12	0.7	27.8
BASS	12	0.7	6.5
NORTHERN PIKE	11	0.7	15.0
RAINBOW TROUT	5	0.3	10.0
CUTTHROAT YLST	2	0.1	12.0
LAKE TROUT	2	0.1	6.0
BURBOT	1	0.1	14.0
57 - COURSE FISH:			
COMMON CARP	17	29.8	19.4
STONECAT	14	24.6	6.0
PEAMOUTH	10	17.5	4.0
SUCKER	7	12.3	6.9
UTAH CHUB	7	12.3	5.9
WHITE SUCKER	2	3.5	6.0

MONTANA DEPARTMENT OF FISH, WILDLIFE AND PARKS
 FISHING LOG SUMMARY - SPECIES COMPOSITION REPORT
 November 21, 1994

REGION 7

1993 Log Year - ANNUAL
 Dec 1992 thru Nov 1993

SPECIES	NUMBER	PERCENT	AVERAGE LENGTH (in.)

2231 - GAME AND SPORT FISH:			
CRAPPIE	975	43.7	7.7
SMALLMOUTH BASS	180	8.1	11.3
WALLEYE	179	8.0	16.2
BLUEGILL	150	6.7	8.1
CHANNEL CATFISH	126	5.6	15.1
GOLDEYE	108	4.8	12.1
YELLOW PERCH	106	4.8	7.8
SAUGER/WALLEYE	77	3.5	14.1
WHITE CRAPPIE	67	3.0	7.0
LARGEMOUTH BASS	49	2.2	10.1
BULLHEAD	49	2.2	5.9
SAUGER	32	1.4	14.1
WHITEFISH	29	1.3	8.0
YELLOW BULLHEAD	28	1.3	5.5
SUNFISH	17	0.8	6.1
NORTHERN PIKE	16	0.7	15.5
BASS	14	0.6	7.5
SHOVELN STURGIO	12	0.5	27.8
RAINBOW TROUT	7	0.3	11.7
ROCK BASS	3	0.1	18.0
BROWN TROUT	2	0.1	18.0
CUTTHROAT YLST	2	0.1	12.0
LAKE TROUT	2	0.1	6.0
BURBOT	1	0.0	14.0
57 - COURSE FISH:			
COMMON CARP	17	29.8	19.4
STONECAT	14	24.6	6.0
PEAMOUTH	10	17.5	4.0
UTAH CHUB	7	12.3	5.9
SUCKER	7	12.3	6.9
WHITE SUCKER	2	3.5	6.0