

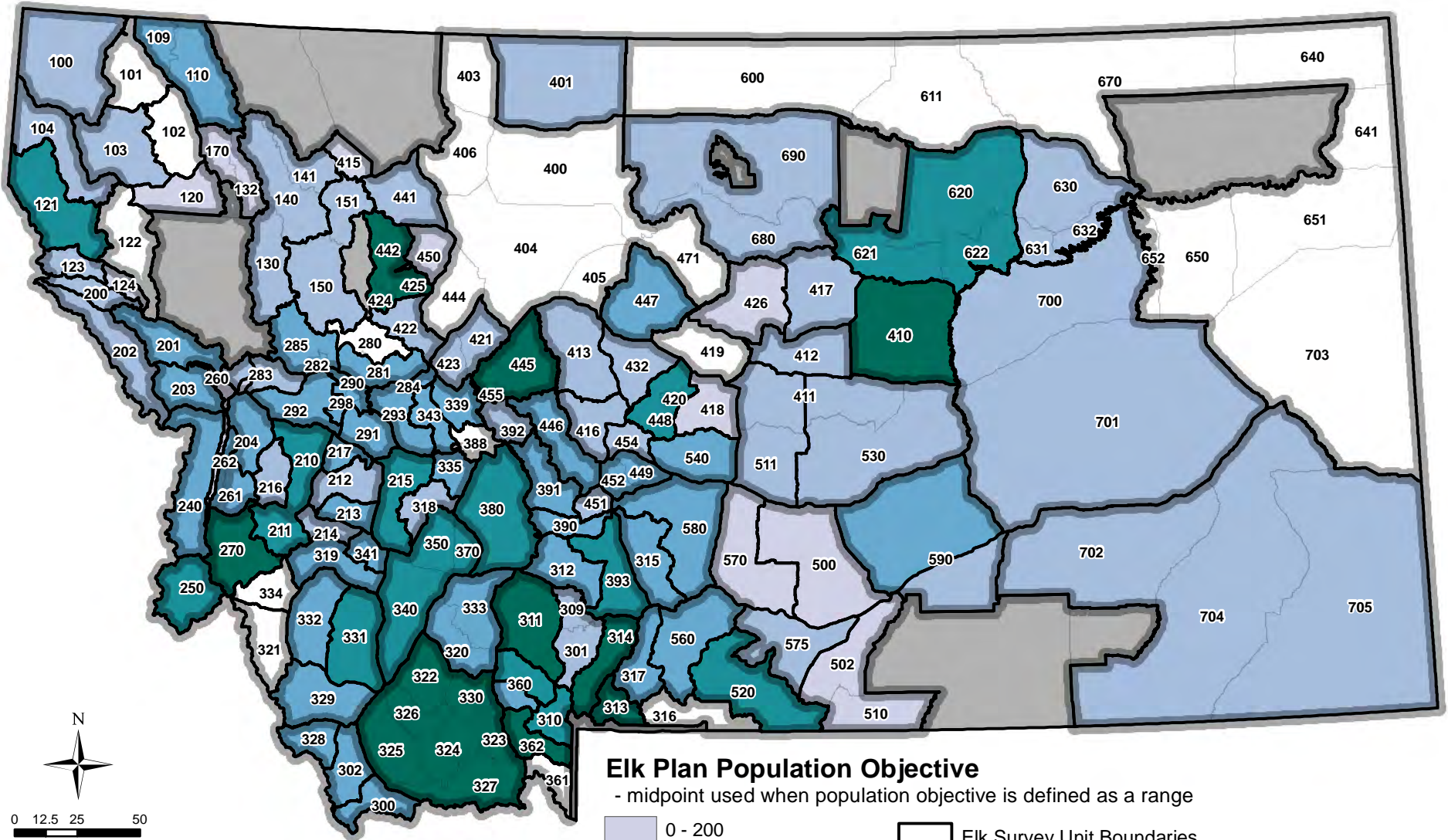
Montana Elk Objective Maps

The maps following maps are based upon the most recent elk counts relative to their corresponding Elk Plan objectives. The 2016 elk population counts are available in tabular form [here](#).

The following maps depict several representations of the most recent elk counts relative to Elk Plan objectives:

- Observed Elk Objective
 - Objective population for observed elk by survey unit
- Objective Status
 - Below, Within, or Above the objective range
- Objective Status (Percent)
 - Within objective range
 - Percent below objective range
 - Percent above objective range
- Elk Population Objective Status (Number)
 - Within objective range
 - Number of elk below objective range
 - Number of elk above objective range

Elk Population Objective - 2016



Elk Plan Population Objective

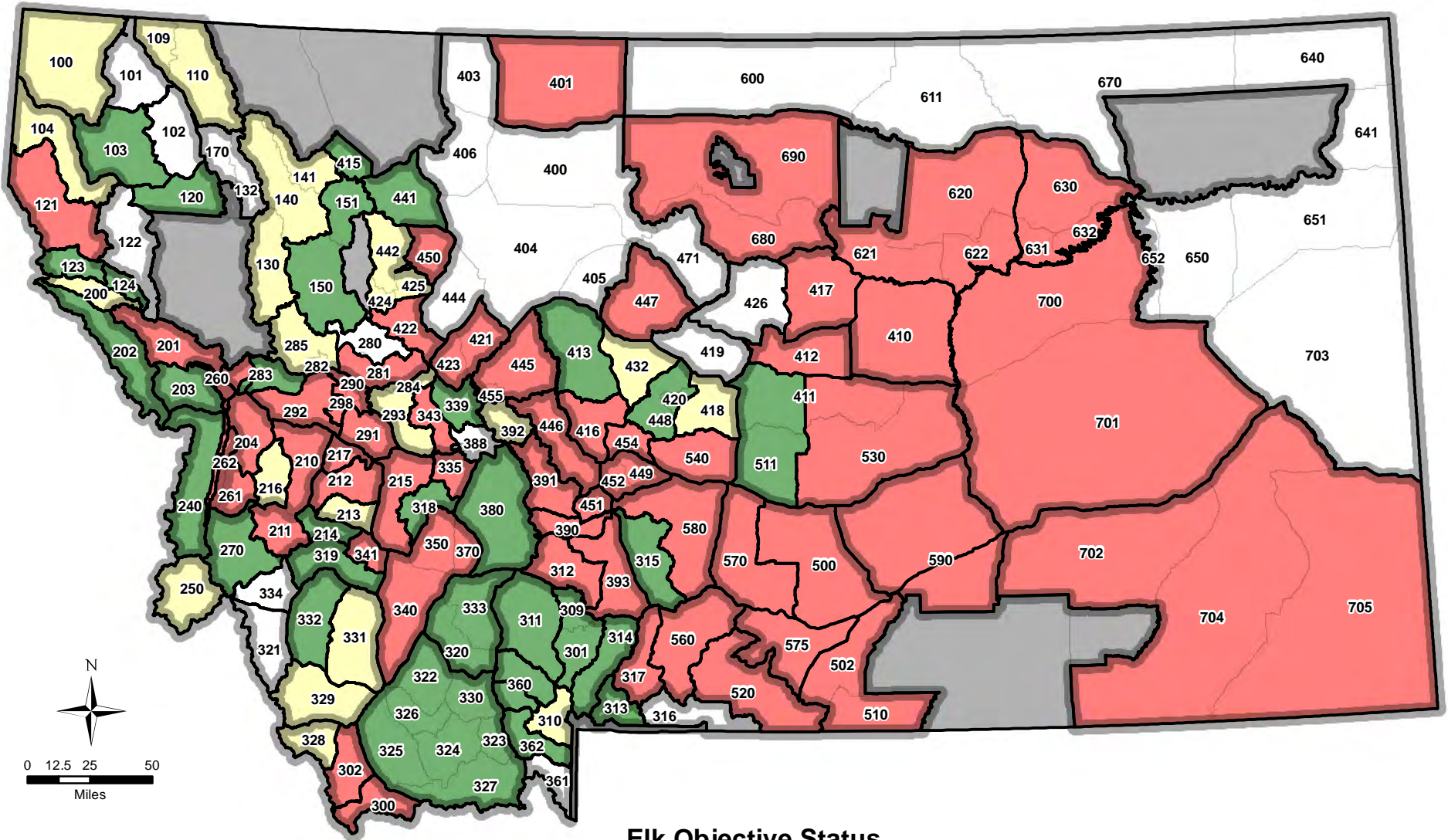
- midpoint used when population objective is defined as a range

- 0 - 200
- 201 - 500
- 501 - 1000
- 1001 - 2000
- 2001 - 8000








- Elk Survey Unit Boundaries
- Elk Management Unit Boundaries
- Not a Hunting District
- Not Applicable (No stated objective, no wintering elk or no survey flown)



Elk Population Objective Status by Hunting District - 2016

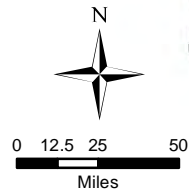
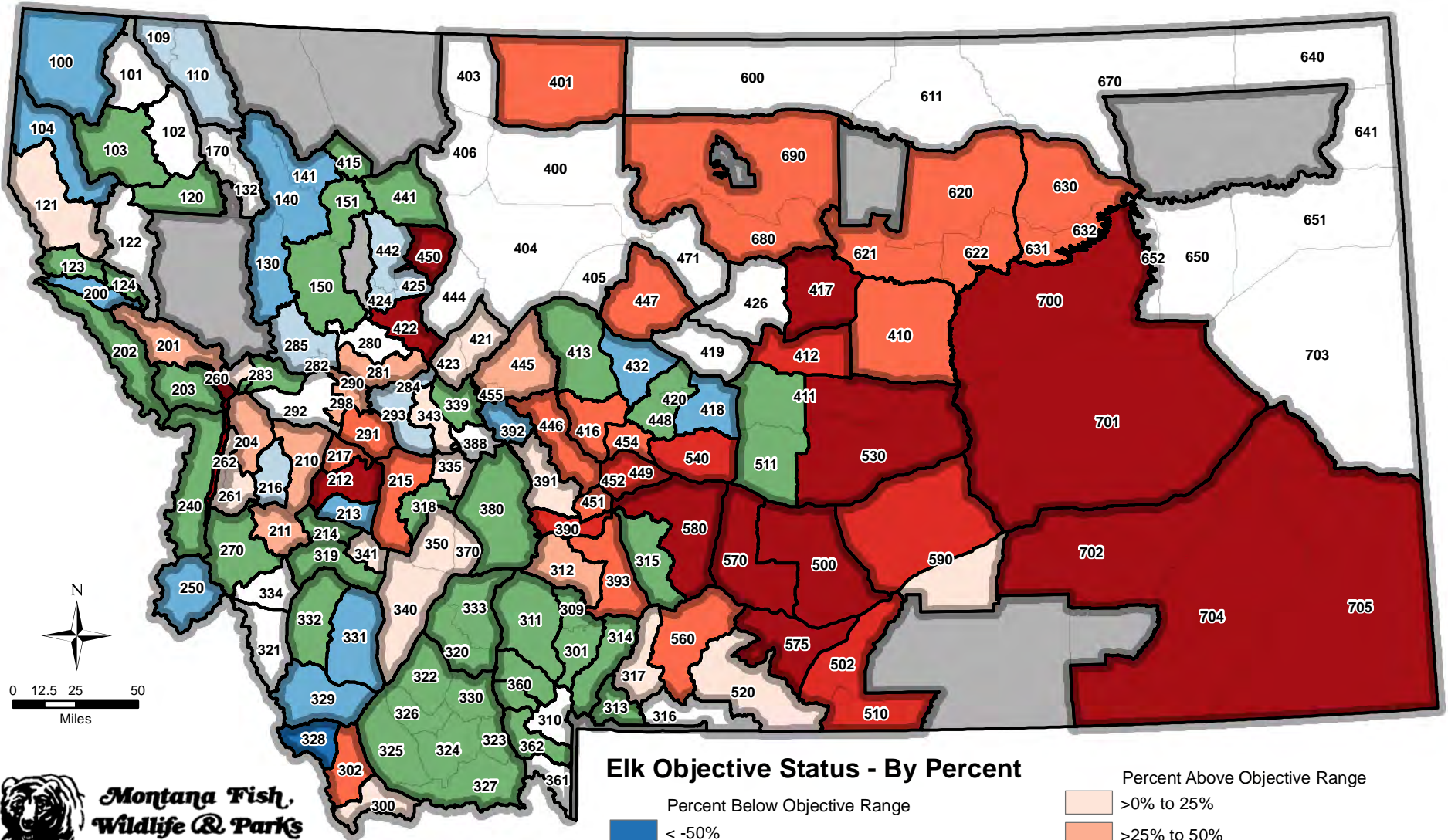


Elk Objective Status



- | | | | |
|---|------------------------|---|---|
|  | Below Objective Range |  | Not a Hunting District |
|  | Within Objective Range |  | Not Applicable (No stated objective, no wintering elk or no survey flown) |
|  | Above Objective Range |  | Elk Survey Unit Boundaries |
| | |  | Elk Management Unit Boundaries |




Elk Population Objective Status (Percent) - 2016





**Montana Fish,
Wildlife & Parks**

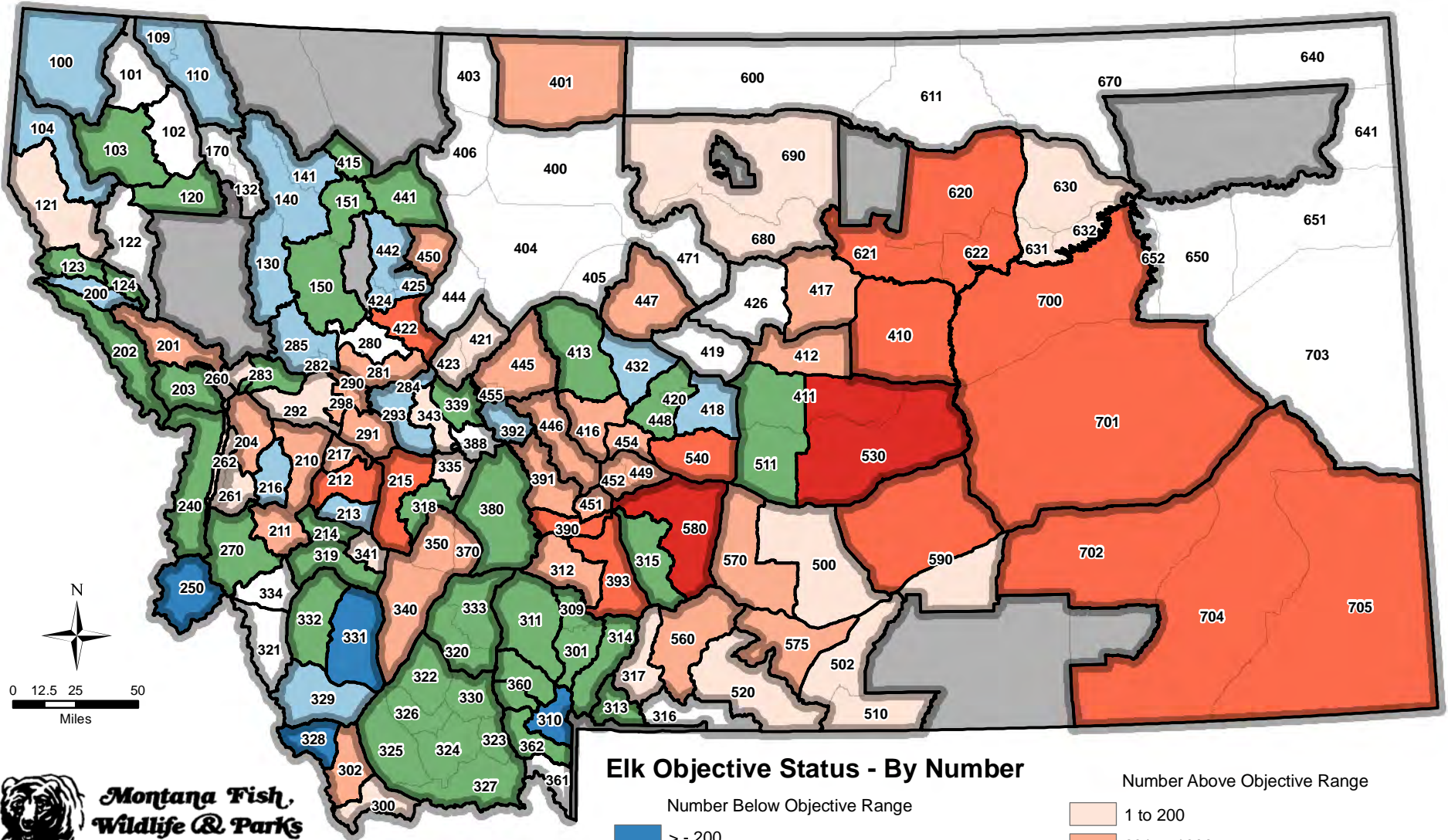
-  Elk Survey Unit Boundaries
-  Elk Management Unit Boundaries

Elk Objective Status - By Percent

- | | |
|--|--|
|  < -50% |  >0% to 25% |
|  < -10% to -50% |  >25% to 50% |
|  < 0% to -10% |  >50% to 100% |
|  Within Objective Range |  >100 to 200% |
| |  >200% |

-  Not a Hunting District
-  Not Applicable (No stated objective, no wintering elk or no survey flown)

Elk Population Objective Status (Number) - 2016



Elk Objective Status - By Number

- Number Below Objective Range
- > - 200
- 1 to -200
- Within Objective Range

- Number Above Objective Range
- 1 to 200
- 201 to 1000
- 1001 to 2000
- > 2000

- Not a Hunting District
- Not Applicable (No stated objective, no wintering elk or no survey flown)