

Best Management Practices for Trapping Bobcats in the United States

UPDATED 2014






Figure BC1. Bobcat
(*Lynx rufus*)

Best Management Practices (BMPs) are carefully researched recommendations designed to address animal welfare and increase trappers' efficiency and selectivity. The extensive research and field-testing used to develop BMPs are described in the Introduction section of this manual. The evaluation methods used to develop BMPs have been standardized, enabling them to be easily updated and revised as new traps and techniques become available. All traps listed in the BMPs have been tested and meet performance standards for animal welfare, efficiency, selectivity, practicality and safety.

Trapping BMPs provide options, allowing for discretion and decision making in the field. BMPs are meant to be implemented in a voluntary and educational approach and do not present a single choice that can or must be applied in all cases. BMPs are the product of ongoing work that may be updated as additional traps are identified through future scientific testing.

The Bobcat at a Glance

Characteristics

The bobcat is a medium-sized member of the cat (Felidae) family (Figure BC1). Adult males are generally larger than adult females; males range from 12-68 pounds and average 20-28 pounds, while females range from 9-34 pounds and average 14-20 pounds. The average length for adults is 28-37 inches. The base coloration of the bobcat is typically reddish brown with darker fur traversing the middle of the back. Both sexes can be differentiated from similar species by a bobbed tail (about five inches) that is black at the very tip only on the top and sides, but pale or white on the bottom. The scientific name of the bobcat is *Lynx rufus*, although the bobcat may be classified as *Felis rufus* in some texts.

Range

The bobcat is the most widely distributed native felid in North America and is found in all 48 of the contiguous United States, in Canadian provinces bordering the United States and in non-tropical Mexico.

Habitat

The adaptability and wide prey base of the bobcat allows for the occupation of a wide range of habitats. Assuming adequate cover, forests, grasslands, deserts and mountainous regions are all suitable bobcat habitats. Large areas of intense cultivation or human development are less desirable habitats. Rough, rocky country interspersed with dense cover seems to be the preferred habitat.

Food Habits

Bobcats are opportunistic and effective predators. Primarily carnivorous, their most common prey includes small mammals, such as mice, rats and rabbits, but reptiles, birds and domestic cats are preyed upon as well. Bobcats also prey on deer fawns, and are capable of preying on adult deer, particularly when heavy snow cover favors the bobcat's mobility and hunting techniques. They rarely scavenge but will cache surplus food under snow or leaves for later feeding.



Reproduction

Breeding may occur over a seven-month period from December to June, with a usual peak in March. Typically, two to three young are born after a 50 to 70 day gestation period. Females breed beginning at one or two years of age and may produce a single litter every year thereafter. Males do not breed until two years of age. Young usually stay with the female until fall or later.

Populations

Bobcat populations vary across the United States. While the highest densities are found in the Southeastern states and coastal region of California, the lowest densities are found in Midwestern states. Bobcat mortality is most often human-related (e.g. hunting, trapping and vehicle collisions), with natural mortality being of secondary importance in most populations. However, at times of low prey density, starvation of kittens and inexperienced juveniles can be a significant source of mortality. Predation of adult bobcats by larger carnivores, domestic dogs, or other bobcats rarely occurs, although predation of bobcat kittens by coyotes, great-horned owls, and especially adult male bobcats is more common. Adult bobcats live solitary lives except during the breeding season.

General Overview of Traps Meeting BMP Criteria for Bobcats in the United States

Three basic types of traps were tested for bobcats: foothold restraining traps, a powered cable devices for foot capture and a cage trap (Table BC1). Examples, brief descriptions, and mechanical details of the various devices are given in the next section.

Table BC1. Overview of traps meeting BMP criteria for bobcats in the United States.

Trap Category	Jaw/Frame Characteristics	Inside Jaw/Frame Spread at Dog*	Inside Width at Jaw/Frame Hinge Posts*
Coil-spring	Unmodified	4 1/2 - 6 1/8	4 5/8 - 6 3/8
	Padded	4 1/2 - 5 3/16	4 9/16 - 6 7/16
	Offset, laminated and/or wide	5 1/16 - 6 1/16	5 1/16 - 6 3/8
Longspring	Unmodified	5 7/16	5 9/16
Powered Cable Device (foot capture)	Smooth, round rod, 3/32 inch cable	6 3/8	5 3/4
Cage	Total Dimensions* Length x Width x Height	Door Size* Width x Height	Mesh Size*/Gauge
	42 x 15 x 20	15 x 19 1/4	1 x 2 12 gauge galvanized

* Inches



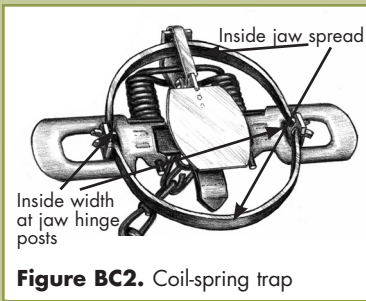


Figure BC2. Coil-spring trap

General Considerations When Trapping Bobcats

Foothold Traps

- Many currently used trap models meet specifications
- Pan tension set at two to four pounds may improve selectivity and foot placement in the trap
- Can be used to capture several furbearer species
- Captures and holds animals alive, allowing for release

Powered Cable Devices (foot capture)

- Pan-tension set at two to four pounds may improve selectivity
- Can be used to capture several furbearer species
- Use of a loop stop (plastic sleeve) minimizes capture of smaller species
- Cables require frequent replacement after capture
- Captures and holds animals alive, allowing for release

Cage Traps

- Bulky
- Requires bait or lure
- Can be used to capture several furbearer species
- Captures and holds animals alive, allowing for release

Specifications of Traps Meeting BMP Criteria for Bobcats in the United States

As more capture devices are tested and new information becomes available, they will be added to an updated list. Mechanical descriptions of tested traps are given as an aid to trappers or manufacturers who may wish to measure, build or modify traps to meet these specifications (Figure BC2). Also, other commercially available traps, modified traps, or other capture devices not yet tested may perform as well as or better than the listed BMP traps. References to trap names are provided to identify the specific traps tested. The following list is provided for information purposes only and does not imply an endorsement of any manufacturer.

Average mechanical measurements are rounded to the nearest $\frac{1}{16}$ inch. There may be up to a $\frac{1}{8}$ inch variation in specifications (Figure BC2) on the part of the manufacturer. Manufacturers use recognizable names, such as "No. 2" coil-spring, to identify certain traps. However, there is no standardized system linking mechanical design features with trap names. The mechanical features of these traps are listed so that similar traps may be identified. The performance of anchoring systems was not specifically evaluated, however, methods of attachment are described for informational purposes.



Unmodified Jaws (Figures BC3a and BC3b)

Average Mechanical Description and Attributes

Inside jaw spread (at dog): 4 1/2 inches

Inner width: 4 1/4 inches

Inside width at jaw hinge posts: 4 5/8 inches

Jaw width: 7/16 inch smooth round jaw

Jaw thickness: 1/8 inch

Main trap springs: Two 0.130 inch diameter wire coil-springs

Base plate: Not reinforced

Any trap that has similar specifications may be considered a BMP trap regardless of brand or source of modification, although performance information on all other BMP criteria (see Introduction: "Criteria for Evaluation of Trapping Devices" pages 4-6) needs to be considered as well. The trap tested was the Woodstream™ Victor No. 1 1/2 coil-spring.

Additional Information

- Chain attachment used in trap testing: 18 inch center-mounted with three swivels, one in-line shock spring, and anchored with a stake.
- Selectivity features: Brass pan tension machine screw; pan tension was set so two to four pounds of pressure triggered the trap and was checked and readjusted as needed after every capture.
- Special considerations for practicality: This device also meets BMP criteria for red foxes.



Average Mechanical Description and Attributes

Inside jaw spread (at dog): 5 1/4 inches

Inner width: 4 9/16 inches

Inside width at jaw hinge posts: 5 inches

Jaw width: 1/2 inch smooth round jaw

Jaw thickness: 1/8 inch

Main trap springs: Two 0.145 inch diameter wire coil-springs

Base plate: Not reinforced

Any trap that has similar specifications may be considered a BMP trap regardless of brand or source of modification, although performance information on all other BMP criteria (see Introduction: "Criteria for Evaluation of Trapping Devices" pages 4-6) needs to be considered as well. The trap tested was the Woodstream™ Victor No. 1.75 coil-spring.

Additional Information

- Chain attachment used in trap testing: 18 inch center-mounted with three swivels, one in-line shock spring, and anchored with a stake.
- Selectivity features: Brass pan tension machine screw; pan tension set so two to four pounds of pressure triggered the trap, and was checked and readjusted as needed after every capture.
- Special considerations for practicality: This device also meets BMP criteria for red foxes, Eastern coyotes and Western coyotes.

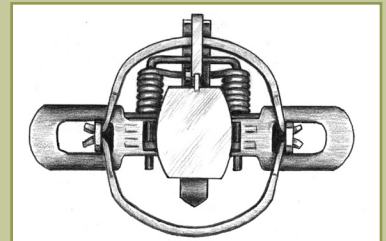


Figure BC3a. Unmodified jaw coil-spring trap (open)



Figure BC3b. Unmodified jaw coil-spring trap (closed)



Average Mechanical Description and Attributes

Inside jaw spread (at dog): 5 inches
Inner width: 4 1/2 inches
Inside width at jaw hinge posts: 5 inches
Jaw width: 1/2 inch smooth round jaw
Jaw thickness: 1/8 inch
Main trap springs: Two 0.145 inch diameter wire coil-springs
Base plate: Not reinforced

Any trap that has similar specifications may be considered a BMP trap regardless of brand or source of modification, although performance information on all other BMP criteria (see Introduction: "Criteria for Evaluation of Trapping Devices" pages 4-6) needs to be considered as well. The trap tested was the Woodstream™ Victor No. 2 coil-spring.

Additional Information

- Chain attachment used in trap testing: 18 inch center-mounted with three swivels, one in-line shock spring, and anchored with a stake.
- Selectivity features: Brass pan tension machine screw; pan tension set so two to four pounds of pressure triggered the trap and was checked and readjusted as needed after every capture.
- Special considerations for practicality: This device also meets BMP criteria for Eastern coyotes.



Average Mechanical Description and Attributes

Inside jaw spread (at dog): 6 1/8 inches
Inner width: 5 7/8 inches
Inside width at jaw hinge posts: 6 3/8 inches
Jaw width: 5/8 inches square jaw
Jaw thickness: 3/16 inches
Main trap springs: Two 0.160 inch diameter wire coil-springs
Base plate: Not reinforced, D-ring chain attachment

Any trap that has similar specifications may be considered a BMP trap regardless of brand or source of modification, although performance information on all other BMP criteria (see Introduction: "Criteria for Evaluation of Trapping Devices" pages 4-6) needs to be considered as well. The trap tested was the Bridger™ No. 3 coil-spring.

Additional Information

- Chain attachment used in trap testing: 18 inch center-mounted with three swivels, one in-line shock spring, and anchored with a stake.
- Selectivity features: Brass pan tension machine screw; pan tension set so two to four pounds of pressure triggered the trap and was checked and readjusted as needed after every capture.
- Special considerations for practicality: This device also meets BMP criteria for Western coyotes.



Average Mechanical Description and Attributes

Inside jaw spread (at dog): 5 ⁷/₁₆ inches
Inner width: 5 ¹/₄ inches
Inside width at jaw hinge posts: 5 ⁹/₁₆ inches
Jaw width: ⁹/₁₆ inch
Jaw thickness: ³/₁₆ inch
Length of main trap springs: 6 ¹/₂ inches
Thickness of main trap springs: ¹/₈ inch
Width of main trap springs: 1 ³/₁₆ narrowing to ⁵/₈ inches
Base plate: Reinforced with D-ring

Any trap that has similar specifications may be considered a BMP trap regardless of brand or source of modification, although performance information on all other BMP criteria (see Introduction: "Criteria for Evaluation of Trapping Devices" pages 4-6) needs to be considered as well. The trap tested was the Sleepy Creek™ No. 3 double-longspring.

Additional Information

- Chain attachment used in trap testing: 18 inch center-mounted with three swivels, one in-line shock spring, and anchored with a stake.
- Selectivity features: Brass pan tension machine screw; pan tension set so two to four pounds of pressure triggered the trap and was checked and readjusted as needed after every capture.



Padded Jaws (Figures BC4a and BC4b)

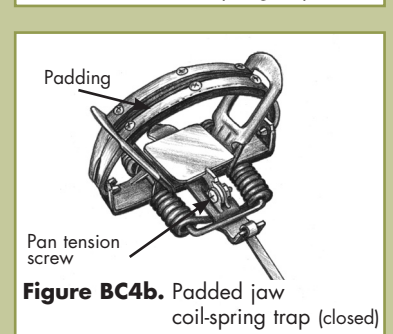
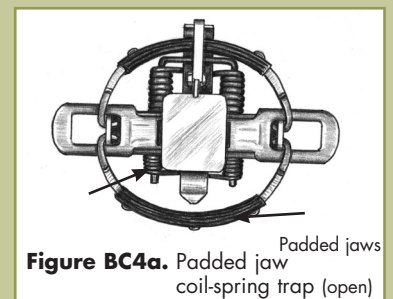
Average Mechanical Description and Attributes

Inside jaw spread (at dog): 4 ¹/₂ inches
Inner width: 4 ⁷/₈ inches
Inside width at jaw hinge posts: 4 ⁹/₁₆ inches
Jaw width: ⁹/₁₆ inch padded jaw
Jaw thickness: ³/₈ inch
Padding: Manufacturer-supplied rubber pads
Main trap springs: Two 0.131 inch diameter wire coil-springs
Additional springs: Two 0.100 inch diameter wire coil-springs
Base plate: Reinforced with D-ring

Any trap that has similar specifications may be considered a BMP trap regardless of brand or source of modification, although performance information on all other BMP criteria (see Introduction: "Criteria for Evaluation of Trapping Devices" pages 4-6) needs to be considered as well. The trap tested was the Woodstream™ Victor No. 1 ¹/₂ Softcatch™ modified coil-spring, four-coiled.

Additional Information

- Chain attachment used in trap testing: 18 inch, center-mounted with three swivels, one in-line shock spring, and anchored with a stake.
- Selectivity features: Brass pan tension machine screw; pan tension was set so two to four pounds of pressure triggered the trap and was checked and readjusted as needed after every capture.
- Special considerations for practicality: Some damage to trap pads should be expected and will require occasional replacement as a normal part of trap maintenance and upkeep. Special care should be taken to prevent odor contamination of the rubber jaws. Avoid using petroleum-based dye directly on the rubber pads. This device also meets BMP criteria for red foxes, Eastern coyotes, gray foxes and opossums.



Average Mechanical Description and Attributes

Inside jaw spread (at dog): 5 ³/₁₆ inches

Inner width: 6 ¹/₁₆ inches

Inside width at jaw hinge posts: 6 ⁷/₁₆ inches

Jaw width: ⁹/₁₆ inch round padded jaw

Jaw thickness: ³/₈ inch

Padding: Manufacturer-supplied rubber pads

Main trap springs: Two 0.145 inch diameter wire coil-springs

Additional springs: Two 0.115 inch diameter wire coil-springs

Base plate: Reinforced with D-ring

Any trap that has similar specifications may be considered a BMP trap regardless of brand or source of modification, although performance information on all other BMP criteria (see Introduction: "Criteria for Evaluation of Trapping Devices" pages 4-6) needs to be considered as well. The trap tested was the Woodstream™ Victor No. 3 Softcatch™ modified coil-spring, four-coiled.

Additional Information

- Chain attachment used in trap testing: 18 inch center-mounted with three swivels, one in-line shock spring, and anchored with a stake.
- Selectivity features: Brass pan tension machine screw; pan tension set so two to four pounds of pressure triggered the trap and was checked and readjusted as needed after every capture.
- Special considerations for practicality: Some damage to trap pads should be expected and will require occasional replacement as a normal part of trap maintenance and upkeep. Special care should be taken to prevent odor contamination of the rubber jaws. Avoid using petroleum-based dye directly on the rubber pads. This device also meets BMP criteria for red foxes, Eastern coyotes and Western coyotes.



Average Mechanical Description and Attributes

Inside jaw spread (at dog): 5 inches

Inner width: 6 ¹/₈ inches

Inside width at jaw hinge posts: 6 ⁷/₁₆ inches

Jaw width: ⁹/₁₆ inch round padded jaw

Jaw thickness: ³/₈ inch

Padding: manufacturer supplied rubber pads

Trap springs: Two 0.145 inch diameter wire coil-springs

Base plate: Reinforced, D-ring chain attachment

Any trap that has similar specifications may be considered a BMP trap regardless of brand or source of modification, although performance information on all other BMP criteria (see "Criteria for Evaluation of Trapping Devices": Introduction pages 4-6) needs to be considered as well. The trap tested was the Oneida-Victor™ No. 3 Softcatch™.



Additional Information

- Chain attachment used in trap testing: Nine inch center-mounted with three swivels, one in-line shock spring, and anchored with a stake.
- Selectivity features: Brass pan tension machine screw; pan tension set so two-four pounds of pressure triggered the trap, and was checked and readjusted as needed after every capture.
- Special considerations for practicality: Some damage to trap pads should be expected and will require occasional replacement as a normal part of trap maintenance and upkeep. Special care should be taken to prevent odor contamination of the rubber jaws. Avoid using petroleum-based dye directly on the rubber pads. This trap also meets BMP criteria for Canada lynx.



Offset, Laminated and/or Wide Jaws (Figures BC5–BC8)

Average Mechanical Description and Attributes

Inside jaw spread (at dog): 5 ¹/₁₆ inches

Inner width: 4 ⁹/₁₆ inches

Inside width at jaw hinge posts: 5 ¹/₁₆ inches

Jaw width: ⁷/₁₆ inch wide, smooth round jaw

Jaw thickness: ⁵/₁₆ inch

Jaw thickness with lamination: ¹/₂ inch

Lamination: ³/₁₆ inch above-jaw lamination

Jaw offset: ³/₁₆ inch

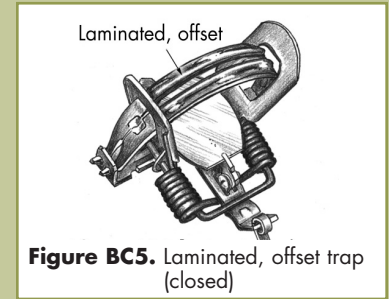
Main trap springs: Two 0.135 inch diameter wire coil-springs

Base plate: Not reinforced

Any trap that has similar specifications may be considered a BMP trap regardless of brand or source of modification, although performance information on all other BMP criteria (see Introduction: “Criteria for Evaluation of Trapping Devices” pages 4-6) needs to be considered as well. The trap tested was the Woodstream™ Victor No. 1.75 coil-spring trap modified with offset, laminated jaws (lamination on top of jaws) (Figure BC5).

Additional Information

- Chain attachment used in trap testing: 18 inch center-mounted with three swivels, one in-line shock spring, and anchored with a stake.
- Selectivity features: Brass pan tension machine screw; pan tension set so two to four pounds of pressure triggered the trap and was checked and readjusted as needed after every capture.
- Special considerations for practicality: This device also meets BMP criteria for gray foxes, red foxes, Eastern coyotes and Western coyotes.






Figure BC6. Laminated, offset trap (open)




Figure BC7. Laminated, offset trap (closed)

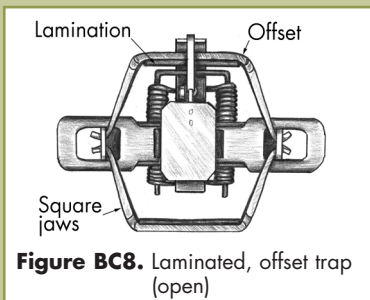


Figure BC8. Laminated, offset trap (open)

Average Mechanical Description and Attributes

Inside jaw spread (at dog): 5 ½ inches
 Inner width: 6 inches
 Inside width at jaw hinge posts: 6 1/8 inches
 Jaw width: ½ inch
 Jaw thickness: 3/16 inch
 Jaw thickness with lamination: 5/16 inch
 Lamination: 1/8 inch thick, above jaw (flat bar)
 Main trap springs: Two 0.145 inch diameter wire coil-springs
 Additional springs: Two 0.115 inch diameter wire coil-springs
 Base plate: Reinforced, D-ring chain attachment.

Any trap that has similar specifications may be considered a BMP trap regardless of brand or source of modification, although performance information on all other BMP criteria (see “Criteria for Evaluation of Trapping Devices”: Introduction pages 4-6) needs to be considered as well. The trap tested was the Oneida-Victor™ No. 3 coil-spring with above- jaw lamination, four coiled (Figures BC6–BC7).

Additional Information

- Chain attachment used in trap testing: Nine inch center-mounted with three swivels, one in-line shock spring, and anchored with a stake.
- Selectivity features: Brass pan tension machine screw; pan tension set so two-four pounds of pressure triggered the trap, and was checked and readjusted as needed after every capture.
- Special considerations for practicality: This trap also meets BMP criteria for Canada lynx.



Average Mechanical Description and Attributes

Inside jaw spread (at dog): 5 ½ inches
 Inside jaw spread (between below-jaw lamination): 5 inches
 Inner width: 5 1/16 inches
 Inside width at jaw hinge posts: 5 9/16 inches
 Jaw width: 7/16 inch square jaw
 Jaw thickness: 3/16 inch
 Jaw thickness with lamination: 7/16 inches
 Lamination: 1/4 inch below-jaw lamination
 Jaw offset: 3/16 inch
 Main trap springs: Two 0.145 inch diameter wire coil-springs
 Additional springs: Two 0.110 inch diameter wire coil-springs
 Base plate: Reinforced with D-ring

Any trap that has similar specifications may be considered a BMP trap regardless of brand or source of modification, although performance information on all other BMP criteria (see Introduction: “Criteria for Evaluation of Trapping Devices” pages 4-6) needs to be considered as well. The trap tested was the Bridger™ No. 2 coil-spring trap with square jaw, modified with offset, laminated jaws (lamination on bottom of jaws), and four-coiled (Figure BC8).



Additional Information

- Chain attachment used in trap testing: 18 inch center-mounted with three swivels, one in-line shock spring, and anchored with a stake.
- Selectivity features: Brass pan tension machine screw; pan tension set so two to four pounds of pressure triggered the trap and was checked and readjusted as needed after every capture.
- Special considerations for practicality: This device also meets BMP criteria for red foxes, Eastern coyotes and Western coyotes.



Average Mechanical Description and Attributes

Inside jaw spread (at dog): $6 \frac{1}{16}$ inches

Inner width: $5 \frac{7}{8}$ inches

Inside width at jaw hinge posts: $6 \frac{3}{8}$ inches

Jaw width: $\frac{1}{2}$ inch square jaw

Jaw thickness: $\frac{3}{16}$ inch

Jaw offset: $\frac{3}{16}$ inch

Main trap springs: Two 0.160 inch diameter wire coil-springs

Base plate: Reinforced with D-ring

Any trap that has similar specifications may be considered a BMP trap regardless of brand or source of modification, although performance information on all other BMP criteria (see Introduction: "Criteria for Evaluation of Trapping Devices" pages 4-6) needs to be considered as well. The trap tested was the Bridger™ No. 3 coil-spring trap modified with an offset.

Additional Information

- Chain attachment used in trap testing: 18 inch center-mounted with three swivels, one in-line shock spring, and anchored with a stake.
- Selectivity features: Brass pan tension machine screw; pan tension set so two to four pounds of pressure triggered the trap and was checked and readjusted as needed after every capture.



Average Mechanical Description and Attributes

Inside jaw spread (at dog): $6 \frac{1}{16}$ inches

Inner width: $5 \frac{7}{8}$ inches

Inside width at jaw hinge posts: $6 \frac{3}{8}$ inches

Jaw width: $\frac{1}{2}$ inch square jaw

Jaw thickness: $\frac{3}{16}$ inch

Jaw thickness with lamination: $\frac{7}{16}$ inch

Lamination: $\frac{1}{4}$ inch above-jaw lamination

Jaw offset: $\frac{3}{16}$ inch

Main trap springs: Two 0.160 inch diameter wire coil-springs

Additional trap springs: Two 0.110 inch diameter wire coil-springs

Base plate: Reinforced with D-ring

Any trap that has similar specifications may be considered a BMP trap regardless of brand or source of modification, although performance information on all other BMP criteria (see Introduction: "Criteria for Evaluation of Trapping Devices" pages 4-6) needs to be considered as well. The trap tested was the Bridger™ No. 3 coil-spring trap modified with offset, laminated jaws (lamination on top of jaws).



Additional Information

- Chain attachment used in trap testing: 18 inch center-mounted with three swivels, one in-line shock spring, and anchored with a stake.
- Selectivity features: Brass pan tension machine screw; pan tension set so two to four pounds of pressure triggered the trap and was checked and readjusted as needed after every capture.



Average Mechanical Description and Attributes

Inside jaw spread (at dog): $6 \frac{1}{16}$ inches

Inner width: $5 \frac{7}{8}$ inches

Inside width at jaw hinge posts: $6 \frac{3}{8}$ inches

Jaw width: $\frac{1}{2}$ inch square jaw

Jaw thickness: $\frac{3}{16}$ inch

Jaw thickness with lamination: $\frac{7}{16}$ inch

Lamination: $\frac{1}{4}$ inch above-jaw lamination

Main trap springs: Two 0.160 inch diameter wire coil-springs

Base plate: Reinforced with D-ring

Any trap that has similar specifications may be considered a BMP trap regardless of brand or source of modification, although performance information on all other BMP criteria (see Introduction: "Criteria for Evaluation of Trapping Devices" pages 4-6) needs to be considered as well. The trap tested was the Bridger™ No. 3 coil-spring trap modified with laminated jaws (lamination on top of jaws).

Additional Information

- Chain attachment used in trap testing: 18 inch center-mounted with three swivels, one in-line shock spring, and anchored with a stake.
- Selectivity features: Brass pan tension machine screw; pan tension set so two to four pounds of pressure triggered the trap and was checked and readjusted as needed after every capture.



Average Mechanical Description and Attributes

Inside jaw spread (at dog): $5 \frac{3}{4}$ inches

Inner width: $5 \frac{5}{16}$ inches

Inside width at jaw hinge posts: $5 \frac{13}{16}$ inches

Jaw width: $\frac{1}{2}$ inch

Jaw thickness: $\frac{3}{8}$ inch

Jaw offset: $\frac{1}{4}$ inch

Main trap springs: Four 0.148 inch diameter wire coil-springs

Base plate: Reinforced with D-ring

Any trap that has similar specifications may be considered a BMP trap regardless of brand or source of modification, although performance information on all other BMP criteria (see Introduction: "Criteria for Evaluation of Trapping Devices" pages 4-6) needs to be considered as well. The trap tested was the Minnesota Brand MB650™ offset coil-spring, four-coiled.



Additional Information

- Chain attachment used in trap testing: 18 inch center-mounted with three swivels, one in-line shock spring, and anchored with a stake.
- Selectivity features: Brass pan tension machine screw; pan tension set so two to four pounds of pressure triggered the trap and was checked and readjusted as needed after every capture.
- Special considerations for practicality: This device also meets BMP criteria for Western coyotes.



Average Mechanical Description and Attributes

Inside jaw spread (at dog): $5 \frac{13}{16}$ inches

Inner width: $5 \frac{7}{16}$ inches

Inside width at jaw hinge posts: $5 \frac{7}{8}$ inches

Jaw width: $\frac{1}{2}$ inches smooth round jaw

Jaw thickness: $\frac{3}{8}$ inches

Jaw offset: $\frac{3}{16}$ inches

Main trap springs: Four 0.146 inch diameter wire coil-springs

Base plate: Reinforced with D-ring

Any trap that has similar specifications may be considered a BMP trap regardless of brand or source of modification, although performance information on all other BMP criteria (see Introduction: "Criteria for Evaluation of Trapping Devices" pages 4-6) needs to be considered as well. The trap tested was the Sterling™ MJ600 offset coil-spring trap, four-coiled.

Additional Information

- Chain attachment used in trap testing: 18 inch center-mounted with three swivels, one in-line shock spring, and anchored with a stake.
- Special considerations for practicality: This device also meets BMP criteria for Western coyotes.

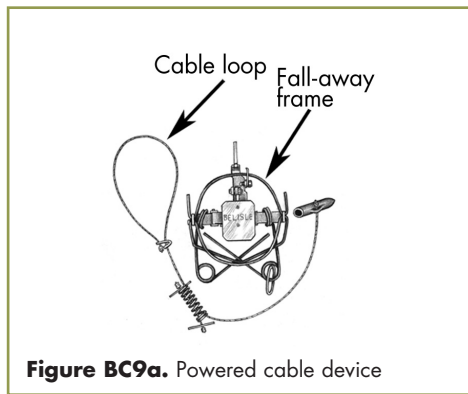


Figure BC9a. Powered cable device

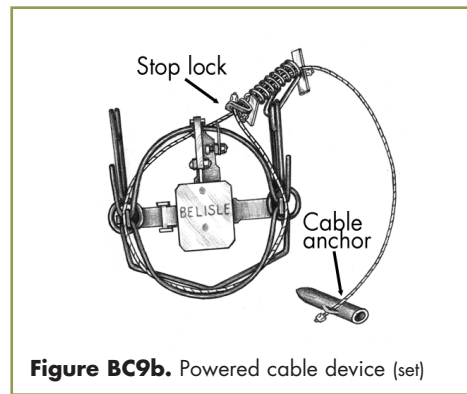


Figure BC9b. Powered cable device (set)

Powered Cable Devices (Foot Capture) (Figures BC9a and BC9b)

Average Mechanical Description and Attributes

Inside cable retention frame spread (at dog): $6 \frac{3}{8}$ inches

Inner width: $5 \frac{3}{4}$ inches

Inside width at frame hinge posts: 6 inches

Cable retention frame width: $\frac{1}{8}$ inch, smooth round rod

Cable retention frame thickness: $\frac{1}{8}$ inch rod

Main trap springs: Two 0.188 inch diameter rod quick-release springs

Cable diameter: $\frac{3}{32}$ inch cable

Minimum loop circumference: 2 inches

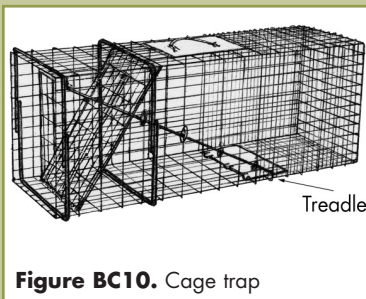
Base plate: Not reinforced



Any trap that has similar specifications may be considered a BMP trap regardless of brand or source of modification, although performance information on all other BMP criteria (see Introduction: "Criteria for Evaluation of Trapping Devices" pages 4-6) needs to be considered as well. The trap tested was the Belisle™ Foot Snare.

Additional Information

- Cable attachment on device tested: Swivel and shock spring with a cable anchor.
- Selectivity features: Pan tension machine screw; pan tension was set so two to four pounds of pressure triggered the trap and was checked and readjusted as needed after every capture. Large cable diameter and available plastic sleeve work to prevent the cable from closing to a small diameter, thus eliminating the incidental take of small mammals, such as squirrels, skunks, etc.
- Special considerations for practicality: Some damage and kinking of cables should be expected following capture and will require frequent replacement as a normal part of trap maintenance and upkeep. This device also meets BMP criteria for red foxes, gray foxes, Eastern coyotes and Western coyotes.



Cage Traps (Figure BC10)

Average Mechanical Description and Attributes

Cage material, and mesh size: 12 gauge galvanized steel wire mesh, 1 x 2 inches

Cage size (length x width x height): 42 x 15 x 20 inches

Door size (width x height): 15 x 19 1/4 inches

Weight: 21 pounds

Door closure: Spring operated

Any trap that has similar specifications may be considered a BMP trap regardless of brand or source of modification, although performance information on all other BMP criteria (see Introduction: "Criteria for Evaluation of Trapping Devices" pages 4-6) needs to be considered as well. The trap tested was the Tomahawk™ Cage Trap, No. 109.5.

Additional Information

- Selectivity features: Opening size and length allows capture of large animals.
- Special considerations for practicality: Versatile set options (baited sets and blind sets only with double doors); can be used for multiple furbearer species in same sets; large and easily seen (difficult to conceal completely); bulky—requires space for transport and storage; easy to operate—requires little training; can be used to transport captured animals; captured animals are easily released; continues to operate in freezing weather conditions.